

International Energy Agency

Evaluation of Embodied Energy and CO₂_{eq} for Building Construction (Annex 57)

Subtask 2: A Literature Review

August 2016

Participating Countries:

Australia
Austria
China
Czech Republic
Denmark
Finland
Germany
Italy
Japan
Korea`
Portugal
Norway
Sweden
Switzerland
The Netherlands
United Kingdom
USA

Observer Country:

Brazil

International Energy Agency

Evaluation of Embodied Energy and CO₂_{eq} for Building Construction (Annex 57)

Subtask 2: A Literature Review

August 2016

Edited by

Chang-U Chae, Sunghee Kim
Korea Institute of Civil Engineering and Building Technology – KICT
Hanyang University, Republic of Korea

© Copyright Institute for Building Environment and Energy Conservation 2016

All property rights, including copyright, are vested in Institute for Building Environment and Energy Conservation, Operating Agent for EBC Annex57, on behalf of the Contracting Parties of the International Energy Agency Implementing Agreement for a Programme of Research and Development on Energy in Buildings and Communities.

In particular, no part of this publication may be reproduced, stored in a retrieval system or transmitted in any form or by any means, electronic, mechanical, photocopying, recording or otherwise, without the prior written permission of Institute for Building Environment and Energy Conservation.

Published by Institute for Building Environment and Energy Conservation, Zenkyoren building Kojimachikan, 3-5-1, Kojimachi Chiyoda-ku, Tokyo 102-0083 Japan

Disclaimer Notice: This publication has been compiled with reasonable skill and care. However, neither Institute for Building Environment and Energy Conservation nor the Contracting Parties of the International Energy Agency Implementing Agreement for a Programme of Research and Development on Energy in Buildings and Communities make any representation as to the adequacy or accuracy of the information contained herein, or as to its suitability for any particular application, and accept no responsibility or liability arising out of the use of this publication. The information contained herein does not supersede the requirements given in any national codes, regulations or standards, and should not be regarded as a substitute for the need to obtain specific professional advice for any particular application.

ISBN (978-4-909107-06-0)

Participating countries in EBC: Australia, Austria, Belgium, Canada, P.R. China, Czech Republic, Denmark, France, Germany, Ireland, Italy, Japan, Republic of Korea, the Netherlands, New Zealand, Norway, Portugal, Spain, Sweden, Switzerland, United Kingdom and the United States of America.

Additional copies of this report may be obtained from:

EBC Bookshop
C/o AECOM Ltd
Colmore Plaza
Colmore Circus Queensway
Birmingham B4 6AT
United Kingdom
www.iea-ebc.org
essu@iea-ebc.org

Preface

The International Energy Agency

The International Energy Agency (IEA) was established in 1974 within the framework of the Organisation for Economic Co-operation and Development (OECD) to implement an international energy programme. A basic aim of the IEA is to foster international co-operation among the 29 IEA participating countries and to increase energy security through energy research, development and demonstration in the fields of technologies for energy efficiency and renewable energy sources.

The IEA Energy in Buildings and Communities Programme

The IEA co-ordinates international energy research and development (R&D) activities through a comprehensive portfolio of Technology Collaboration Programmes. The mission of the Energy in Buildings and Communities (EBC) Programme is to develop and facilitate the integration of technologies and processes for energy efficiency and conservation into healthy, low emission, and sustainable buildings and communities, through innovation and research. (Until March 2013, the IEA-EBC Programme was known as the Energy in Buildings and Community Systems Programme, ECBCS.)

The research and development strategies of the IEA-EBC Programme are derived from research drivers, national programmes within IEA countries, and the IEA Future Buildings Forum Think Tank Workshops. The research and development (R&D) strategies of IEA-EBC aim to exploit technological opportunities to save energy in the buildings sector, and to remove technical obstacles to market penetration of new energy efficient technologies. The R&D strategies apply to residential, commercial, office buildings and community systems, and will impact the building industry in five focus areas for R&D activities:

- Integrated planning and building design
- Building energy systems
- Building envelope
- Community scale methods
- Real building energy use

The Executive Committee

Overall control of the IEA-EBC Programme is maintained by an Executive Committee, which not only monitors existing projects, but also identifies new strategic areas in which collaborative efforts may be beneficial. As the Programme is based on a contract with the IEA, the projects are legally established as Annexes to the IEA-EBC Implementing Agreement. At the present time, the following projects have been initiated by the IEA-EBC Executive Committee, with completed projects identified by (*):

- Annex 1: Load Energy Determination of Buildings (*)
- Annex 2: Ekistics and Advanced Community Energy Systems (*)
- Annex 3: Energy Conservation in Residential Buildings (*)
- Annex 4: Glasgow Commercial Building Monitoring (*)
- Annex 5: Air Infiltration and Ventilation Centre

Annex 6: Energy Systems and Design of Communities (*)
Annex 7: Local Government Energy Planning (*)
Annex 8: Inhabitants Behaviour with Regard to Ventilation (*)
Annex 9: Minimum Ventilation Rates (*)
Annex 10: Building HVAC System Simulation (*)
Annex 11: Energy Auditing (*)
Annex 12: Windows and Fenestration (*)
Annex 13: Energy Management in Hospitals (*)
Annex 14: Condensation and Energy (*)
Annex 15: Energy Efficiency in Schools (*)
Annex 16: BEMS 1- User Interfaces and System Integration (*)
Annex 17: BEMS 2- Evaluation and Emulation Techniques (*)
Annex 18: Demand Controlled Ventilation Systems (*)
Annex 19: Low Slope Roof Systems (*)
Annex 20: Air Flow Patterns within Buildings (*)
Annex 21: Thermal Modelling (*) 5
Annex 22: Energy Efficient Communities (*)
Annex 23: Multi Zone Air Flow Modelling (COMIS) (*)
Annex 24: Heat, Air and Moisture Transfer in Envelopes (*)
Annex 25: Real time HVAC Simulation (*)
Annex 26: Energy Efficient Ventilation of Large Enclosures (*)
Annex 27: Evaluation and Demonstration of Domestic Ventilation Systems (*)
Annex 28: Low Energy Cooling Systems (*)
Annex 29: Daylight in Buildings (*)
Annex 30: Bringing Simulation to Application (*)
Annex 31: Energy-Related Environmental Impact of Buildings (*)
Annex 32: Integral Building Envelope Performance Assessment (*)
Annex 33: Advanced Local Energy Planning (*)
Annex 34: Computer-Aided Evaluation of HVAC System Performance (*)
Annex 35: Design of Energy Efficient Hybrid Ventilation (HYBVENT) (*)
Annex 36: Retrofitting of Educational Buildings (*)
Annex 37: Low Exergy Systems for Heating and Cooling of Buildings (LowEx) (*)
Annex 38: Solar Sustainable Housing (*)
Annex 39: High Performance Insulation Systems (*)
Annex 40: Building Commissioning to Improve Energy Performance (*)
Annex 41: Whole Building Heat, Air and Moisture Response (MOIST-ENG) (*)
Annex 42: The Simulation of Building-Integrated Fuel Cell and Other Cogeneration Systems (FC+COGEN-SIM) (*)
Annex 43: Testing and Validation of Building Energy Simulation Tools (*)
Annex 44: Integrating Environmentally Responsive Elements in Buildings (*)
Annex 45: Energy Efficient Electric Lighting for Buildings (*)
Annex 46: Holistic Assessment Tool-kit on Energy Efficient Retrofit Measures for Government Buildings (EnERGo) (*)
Annex 47: Cost-Effective Commissioning for Existing and Low Energy Buildings (*)
Annex 48: Heat Pumping and Reversible Air Conditioning (*)
Annex 49: Low Exergy Systems for High Performance Buildings and Communities (*)
Annex 50: Prefabricated Systems for Low Energy Renovation of Residential Buildings (*)
Annex 51: Energy Efficient Communities (*)
Annex 52: Towards Net Zero Energy Solar Buildings (*)

Annex 53: Total Energy Use in Buildings: Analysis & Evaluation Methods (*)
Annex 54: Integration of Micro-Generation & Related Energy Technologies in Buildings (*)
Annex 55: Reliability of Energy Efficient Building Retrofitting - Probability Assessment of Performance & Cost (RAP-RETRO) (*)
Annex 56: Cost Effective Energy & CO2 Emissions Optimization in Building Renovation
Annex 57: Evaluation of Embodied Energy & CO2 Equivalent Emissions for Building Construction
Annex 58: Reliable Building Energy Performance Characterisation Based on Full Scale Dynamic Measurements
Annex 59: High Temperature Cooling & Low Temperature Heating in Buildings
Annex 60: New Generation Computational Tools for Building & Community Energy Systems
Annex 61: Business and Technical Concepts for Deep Energy Retrofit of Public Buildings
Annex 62: Ventilative Cooling
Annex 63: Implementation of Energy Strategies in Communities
Annex 64: LowEx Communities - Optimised Performance of Energy Supply Systems with Exergy Principles
Annex 65: Long Term Performance of Super-Insulating Materials in Building Components and Systems
Annex 66: Definition and Simulation of Occupant Behavior Simulation
Annex 67: Energy Flexible Buildings
Annex 68: Design and Operational Strategies for High IAQ in Low Energy Buildings
Annex 69: Strategy and Practice of Adaptive Thermal Comfort in Low Energy Buildings
Annex 70: Energy Epidemiology: Analysis of Real Building Energy Use at Scale

Working Group - Energy Efficiency in Educational Buildings (*)
Working Group - Indicators of Energy Efficiency in Cold Climate Buildings (*)
Working Group - Annex 36 Extension: The Energy Concept Adviser (*)

Executive Summary

In the past, environmental impacts from building operation were the only issue to evaluate the environmental performance of building. More and more awareness of embodied energy/GHG, however, has been increased among environmental professionals, companies or other stakeholders as measurements to evaluate environmental impacts from building construction activities since 90s. The ST2 report provides the results of literature review to find out any relation between subjects and calculation methods, which aims to support with more concrete foundation to Annex57's guidelines.

In order to carry out review tasks, ST2 investigated publications published between 1990 and 2013, using the keywords "Embodied Energy", "Embodied GHGs" and "CO₂" via the *Science Direct* website, where approximately 250 papers were selected and analysed in depth which related on "building" and "building related". The analysis is based on research trends by year, region, subject and influence range of environmental impacts, and the methodology, calculation method, and database used in each paper were examined at building material level, building component level, and building level.

Small number of studies of Embodied Energy and Embodied GHGs in the field of buildings were carried out in 1990. From 2000's, research focused on energy consumption started to use I-O LCA and Hybrid LCA methodology, and the study of embodied energy and GHGs utilizing Process-based LCA was carried out by a few countries. However, the study of embodied energy/GHG increased explosively since 2007, such as Multi-regional I-O LCA and Environmental I-O LCA, a variety of methodologies have been introduced.

The research on building embodied energy/GHG is not only dealt in particular region but rather a general topic of interest in various regions and countries including Europe, Asia and US. It is not only limited to the building but also covers a wide range of studies to building materials and component. This result implies that building experts consider the direct or indirect impacts of building material production and building activities as well as energy use in assessing the environmental impact of buildings.

Through the analysis results of the evaluation methods and data utilization, researchers have set different range of system boundaries, research period of assessment, and calculation parameters depend on their study purpose, and every methodology has its own advantages and limitations so it is very hard to suggest the one superior and suitable methodology to assess embodied energy/GHG.

The result of ST2 confirms that the interest of the building's embodied energy/GHG's reaffirms the necessity of IEA EBC Annex 57 and that there are various ways to evaluate the building's embodied energy/GHG's. It was confirmed that in order to evaluate the inherent influence in the building life cycle, appropriate calculation methods including system boundary, assessment period and calculation parameters are presented. Therefore, guidelines by ST1, 3 and 4 will be a clear framework for embodied energy/GHG's assessment on building's lifecycle in order to compare and understand various results by different environmental professionals and stakeholders.

Table of Contents

Executive Summary	8
List of Figures.....	12
List of Tables.....	13
1. Overview and Boundary Conditions.....	14
2. Current State of Research.....	16
2.1 Research trends by year	16
2.2 Research trends by regions	16
2.3 Research trends by subjects.....	17
2.4 Research trends by influence range of environmental impacts	18
2.4.1 Local Impacts	19
2.4.2 National Impacts.....	20
2.4.3 Global Impacts.....	21
3. Reference Studies Analysis	22
3.1 Building level.....	22
3.1.1 Methodology.....	22
3.1.2 Calculation and Database	23
3.1.3 Case study.....	25
3.2 Building component level	26
3.2.1 Methodology.....	27
3.2.2 Calculation and Database	27
3.2.3 Case study.....	29
3.3 Building Material Level.....	30
3.3.1 Methodology	30
3.3.2 Calculation and Database	31
3.3.3 Case study.....	32
4 Findings & Discussions	34
4.1 Terms and definitions.....	34
1) Embodied energy :	35
2) End-use energy :	35
3) Feedstock energy :	35
4) Primary energy :	35
5) Direct energy :	35
6) Indirect energy :	35
4.2 LCA Methodologies.....	36
	10

4.2.1 Process based LCA.....	36
4.2.2 I-O based LCA.....	36
4.2.3 Hybrid LCA	37
4.2.4 Life Cycle Energy Analysis.....	37
4.2.5 Multi regional input-output model	37
4.3 LCI database and tools	38
4.3.1 BEES	39
4.3.2 ATHENA	40
4.3.3 Gabi	40
4.3.4 Simapro	40
4.4 Conclusions.....	41
References	42
The List of Reviewed Papers	43

List of Figures

Figure 1. Number of published literature in embodied energy /GHGs study	14
Figure 2. Overview of literature review	15
Figure 3. Published literature by region	17
Figure 4. Published literature by countries.....	17
Figure 5. Research subjects in embodied energy and GHGs study.....	18
Figure 6. Influential range of environmental impacts	19
Figure 7. Research trend of EEG in local influence	19
Figure 8. Research trend of EEG in national influence	20
Figure 9. Research trend of EEG in global influence.....	21
Figure 10. Research subjects and assessment period in building level	22
Figure 11. System boundary setting in building level.....	23
Figure 12. Calculation parameters and the source of LCI DB in building level.....	24
Figure 13. Research subjects in building component level.....	26
Figure 14. System boundary setting in building component level	27
Figure 15. Calculation parameters and the source of LCI DB in building component level	28
Figure 16. System boundary setting in building material level.....	30
Figure 17. Calculation parameters and the source of LCI DB in building material level	31
Figure 18. Embodied Energy/GHG and Operational Energy/GHG in building's life cycle	34
Figure 19. Common LCA methodologies in different level of environmental impacts.....	36
Figure 20. Common LCI DB source in different level of building parts	38

List of Tables

Table 1. Summary of reviewed case studies in building level (1).....	24
Table 2. Summary of reviewed case studies in building level (2).....	25
Table 3. Summary of reviewed case studies in building component level (1)	28
Table 4. Summary of reviewed case studies in building component level (2)	29
Table 5. Summary of reviewed case studies in building material level (1).....	31
Table 6. Summary of reviewed case studies in building material level (2).....	32
Table 7. National LCI DB list.....	39
Table 8. List of LCI software	40

1. Overview and Boundary Conditions

The LCA technique has been widely used in the building sector since 1990 in order to find out the efficient way to achieve sustainable practices for green building. Applying LCA in the building sector, however, has become a distinct working area within LCA practice because building's life cycle has unique characteristics comparing to products from other industrial sectors. For instance, buildings have long lifetimes at least more than 50 years so it is difficult to predict occupants' behavior pattern of energy use or maintenance activities during building operation and its environmental impacts as the results. Although dividing building's life cycle of building into 4 stages, which are material production, construction, use and maintenance, and end-of-life, as defined in many authoritative international guidelines, has reached an agreement among LCA experts in building sector, still there is a great diversity of opinion concerning field data collection, scope of parameters, calculation and simulation method, and source of LCI DB. Furthermore, many stakeholders including policy-makers, building designers, construction companies and material manufacturers, are related in the building industry so that it is hard for each stakeholder to make a decision in order to minimize the environmental load from the life cycle perspective because of the lack of their understanding on the other stakeholder's role.

For these reasons, it is meaningful to perform literature review by Annex57 before suggesting evaluation method of embodied energy and embodied GHGs (EEG is the abbreviation for embodied energy and embodied GHGs in this chapter) from building's lifecycle. Literature materials were collected through the website of *ScienceDirect*¹ and searched under the keywords "Embodied energy", "Embodied GHGs" and "CO₂", which is the main subjects of this guideline. Total 3,822 of books, journals and papers were published from 1990 to 2013. As shown in the figure 1, the interest in embodied energy and GHGs emissions in various sector, not only building sector but also energy and industrial sectors, has been grown drastically since 2006. The recent publish rate is as much as everyday publishing more than 1.5 paper in worldwide. Only approximately 250 literature among them, however, were selected as reference for in-depth analysis after considering relation with building and construction sector. The analysis of reference studies is included from research trends in chronological sequence, LCA methodologies, LCI database, EEG calculation of different building types as well as components.

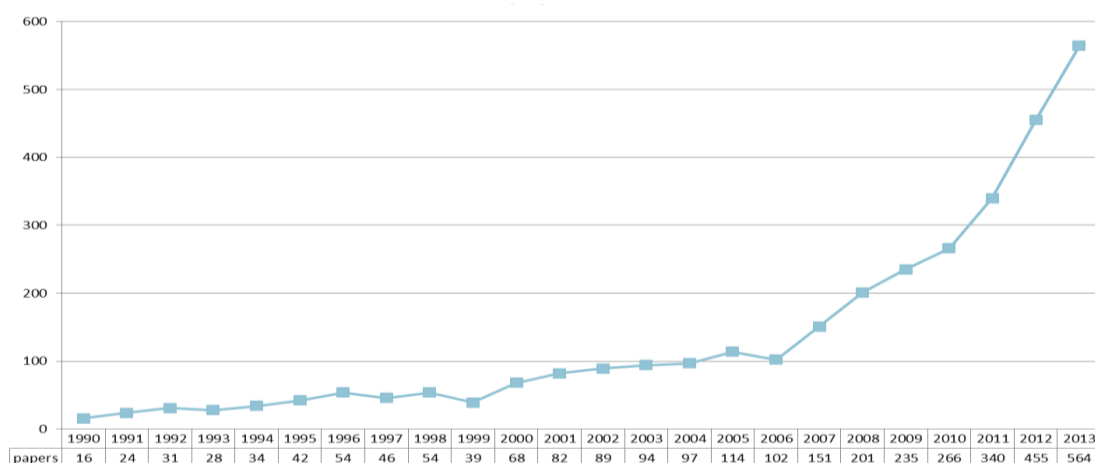


Figure 1. Number of published literature in embodied energy /GHGs study

¹<http://www.sciencedirect.com/>, accessed 22 April, 2014

This chapter will give an overall understanding of existing LCA studies in the world since 1990s. The first part of this chapter will give an overview of LCA research trends by regions, subjects and influence range of environmental impacts. Second part will present various approaches towards embodied energy and embodied GHGs calculation in different level of building parts such as material level, component level and building level. Third part will attempt to provide significant findings, which summarize representative LCA methodologies and widely applied LCI database and calculation tools. Also it will discuss the limitations and improvement points of each methodology in order to be applied for embodied energy/GHGs assessment. And finally, this chapter will recommend the direction of developing evaluation guideline should proceed.

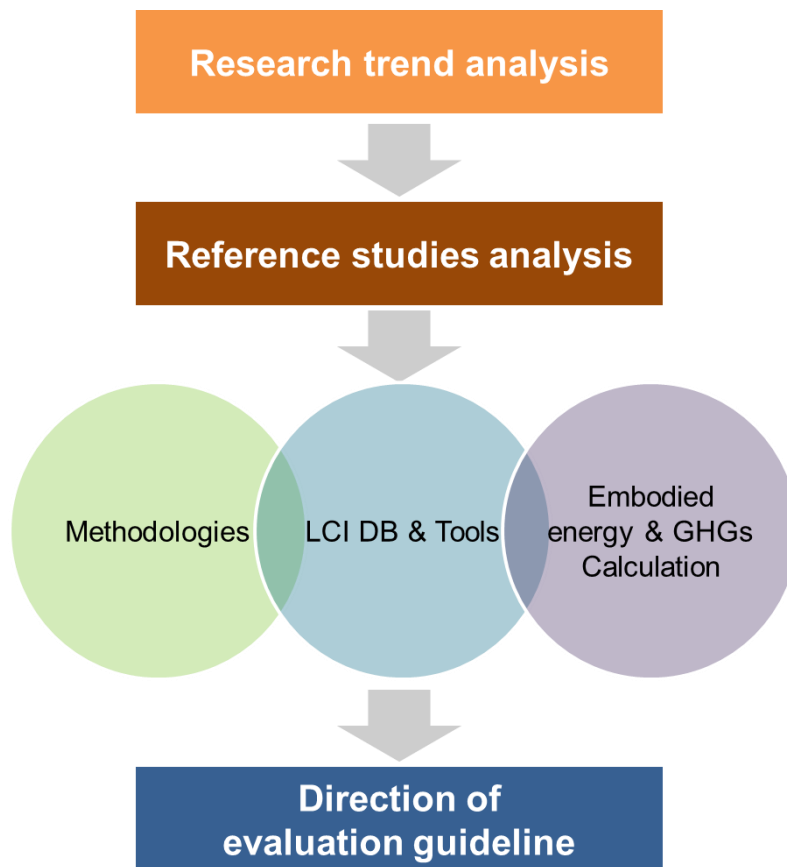


Figure 2. Overview of literature review

2. Current State of Research

2.1 Research trends by year

Only a few papers studied on building's embodied energy and its impact were found in the '90s. Some paper tried to study methodological comparison between Embodied energy analysis and Energy analysis, which is a quantitative analysis technique for determining the values of resources, services and commodities (Brown *et al*, 1996). Primary energy and GHGs embodiments in goods and service in Austria was analyzed using I-O LCA method (Lenzen, 1998). Also there were several attempts to analyze energy and GHGs associated with the building materials or construction activities.

By the year 2006, embodied energy and GHGs study had been published gradually but slightly. Research themes, however, were diversified after the 20's, though the topics were still focused on energy consumption. In building level, the subjects were building materials, structure, envelope, energy related installation such as BIPV or low-energy building technology. In national or industrial level, several papers studied on energy consumption and GHG emissions impacts from the socio-economic point of view in order to be used for political decision. The dominant methodologies were I-O LCA and hybrid LCA to analyze the embodied impacts for not only in building level, but also national level study. Only in a few researches, Process based LCA was applied for evaluating embodied energy and GHGs in building level. Interestingly, a calculation frame work to estimate energy footprints was suggested according to the primary energies embodied in the goods and services consumed by a defined human population (Feng, 2002).

There has been an explosive increase in the embodied energy and GHGs research after the year 2007. The methodological diversity has been found in every level of research scale. More researches have utilized Process based LCA methodology than before. Other special methodologies have been suggested such as multi-region I-O LCA (Wiedman, 2007), Environmental I-O LCA (Chen, 2010), quasi-multi-regional input-output (QMRIO) model (Druckman, 2009) and WRI/WBCSD GHG Protocol (Ozawa-Meida, 2011).

2.2 Research trends by regions

Considering the publish rate of literature by region, the most of studies on the embodied impacts in building and construction industry have been worked in progress in European and Asian countries. As shown in the fig 3, Europe and Asia each accounts for around 43% and America accounts only for 14%. Among Asian countries, over half of literature has been published in China. The other leading country in the field of embodied impacts is UK and USA.

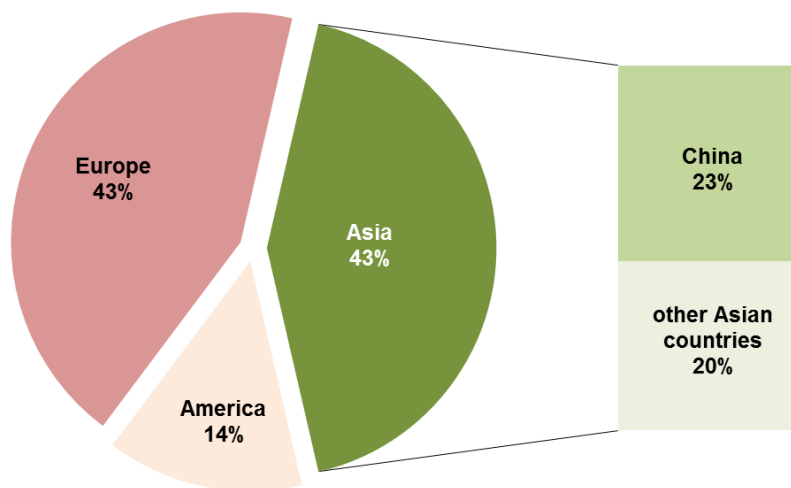


Figure 3. Published literature by region

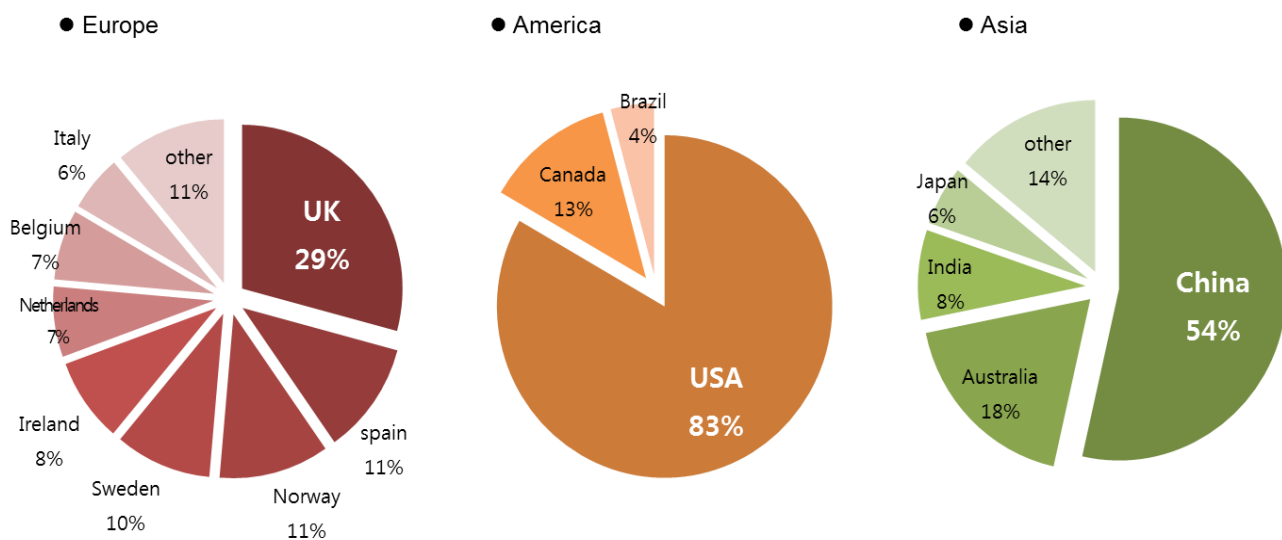


Figure 4. Published literature by countries

2.3 Research trends by subjects

The almost half of studied subjects are in building sector, and the main research topics are buildings including commercial buildings, educational facilities and hotels which comprise 57% of building sector. The other half of subjects are embodied energy in international trade (18%), certifications and policies

study (12%), environmental load from economic sector (12%) and embodied impacts by energy source change (9%).

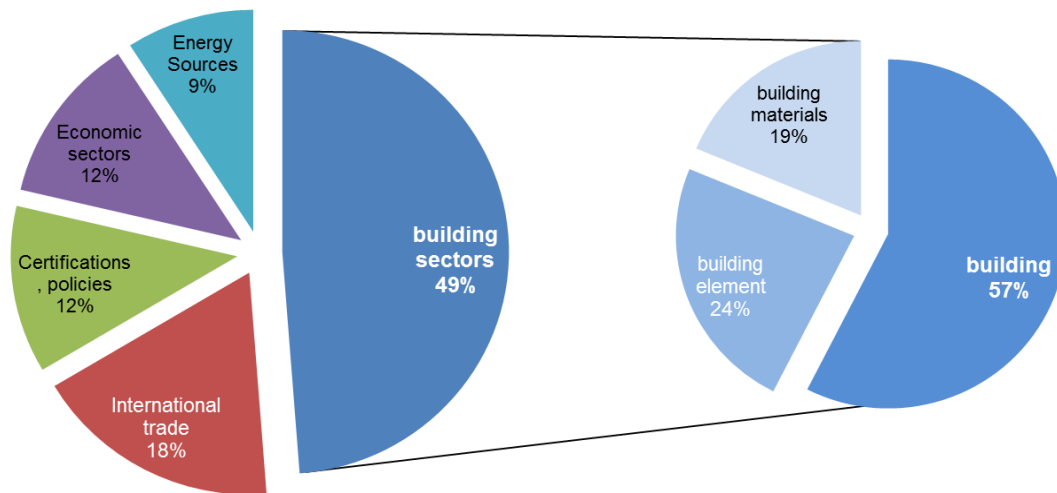


Figure 5. Research subjects in embodied energy and GHGs study

The embodied impacts studies in building sector have been shown a tendency of focusing mainly on comparing building with different structural materials, energy-efficient installations or various construction methods. The main topics in impacts from international trade have been selected to evaluate the direct and indirect impacts by using fossil fuels or to predict carbon tariffs on foreign products for protecting domestic industrial competitiveness. The motivation of embodied impacts studies in certifications or policies has been to evaluate embodied and operational energy savings by specific rating system, building energy regulations or certification schemes. The objective of embodied impacts study in economic sector has been aimed to assess sectorial embodiment intensity by consuming natural resources such as direct, indirect and primary energy. The research of embodied impacts in energy source field has been focused not only on environmental benefits from renewable energy source, but also on embodied exergy ecological footprint (EEEF) which illustrates the ecological overshoot of the general ecological system.

2.4 Research trends by influence range of environmental impacts

Evaluation parameters and calculation method can vary not only with the purpose of evaluation result application but also with the consideration of influential range of environmental impacts from subjects. Therefore, the research materials were analyzed on 3 different level of environmental influence; global impacts, national impacts and local impacts.

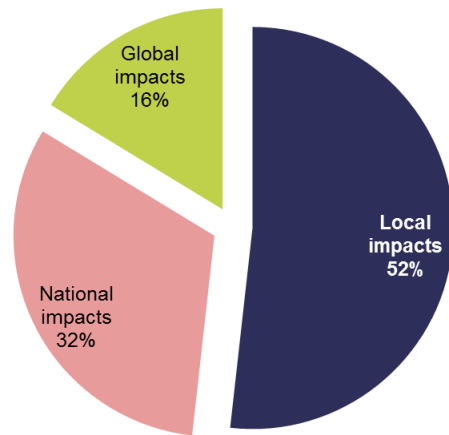


Figure 6. Influential range of environmental impacts

2.4.1 Local Impacts

More than half of the studies have been considered local environmental influence. The main subjects are embodied energy consumption and environmental impacts from buildings (48%), elements (27%) and materials (14%) which comprise 89% of all the research subjects. Process based LCA is the most applied methodology which accounted for 66%. The invented LCA methodologies (15%), such as WRI/WBCSD GHG Protocol, material & energy balance, building rating methods or questionnaire methods, are also quite applied to analyze local environmental influence. I-O LCA (3%) and hybrid I-O LCA (2%), however, show the tendency to be underutilized than Process based LCA. The stakeholders of the researches are mostly building designers (81%) and manufacturer (15%) which comprises 96% of all stakeholders group.

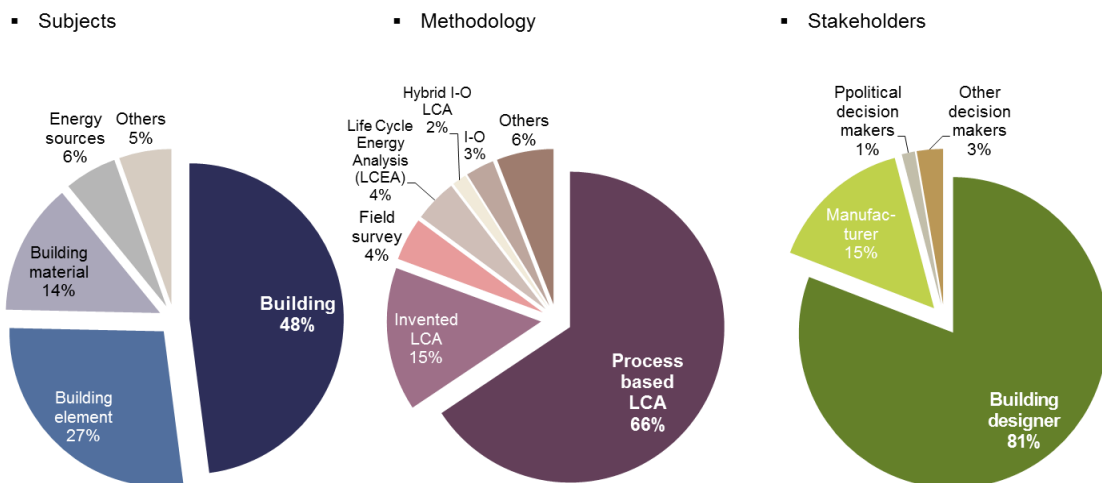
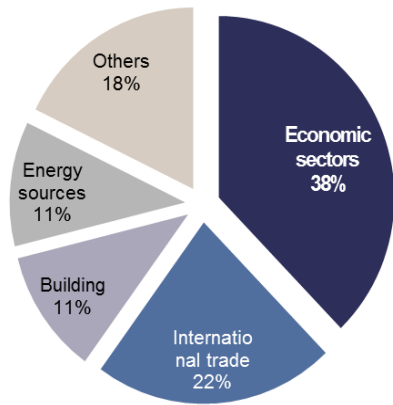


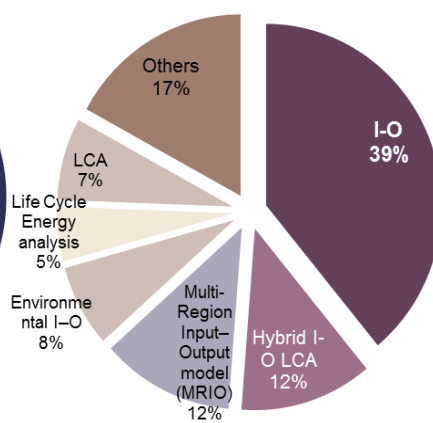
Figure 7. Research trend of EEG in local influence

2.4.2 National Impacts

Subjects



Methodology



Stakeholders

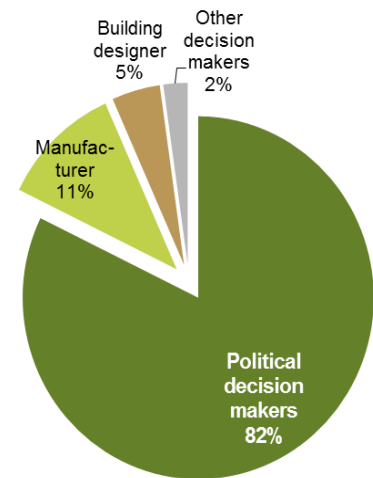
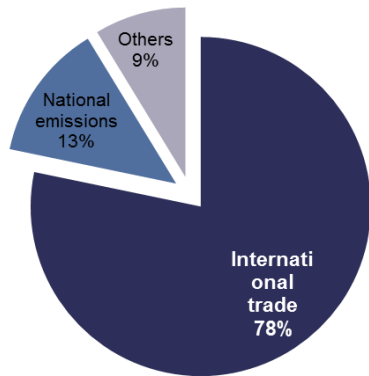


Figure 8. Research trend of EEG in national influence

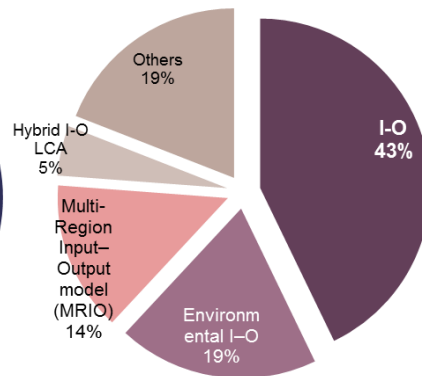
About 32% of the studies have been considered national scale of environmental influence. More than half of the subjects range over economic sectors (38%) and international trade (22%). The research topics from building (11%) and energy sources (11%) comprise only 22%. National influence is evaluated in various ways, but more than 70% of methodologies are based on I-O LCA such as I-O (39%), hybrid I-O (12%), MRIO (multi-regional I-O) (12%), environmental I-O (8%). Other methodologies apply green building scheme, Consumer Lifestyle Approach (CLA) method, IPCC or ecological footprint to evaluate. Process base LCA is never used to national scale evaluation. The stakeholders of the researches are mostly political decision makers (82%) and manufacturer (11%) which comprises 93% of all stakeholders group.

2.4.3 Global Impacts

- Subjects



- Methodology



- Stakeholders

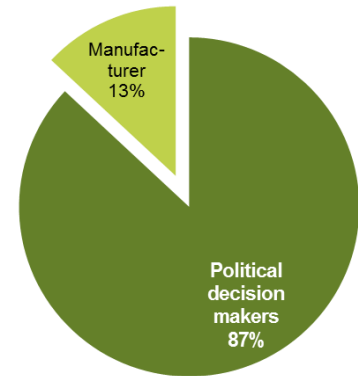


Figure 9. Research trend of EEG in global influence

About 36% of the studies have been considered global scale of environmental influence. 78% of the subjects are focused on the embodied energy consumption and GHG emissions from international trade. Other interesting topics in global influence are allocation responsibility of CO₂ emissions (Feng, 2003), embodied CO₂ emissions of the world economy (Chen, 2010) and embodied energy in global manufacturing (KRA, 2010). Similar tendency to the national scale of influence, 81% of the evaluating methodologies are from I-O LCA. The stakeholders of the researches are comprised of political decision makers (87%) and manufacturer (13%).

3. Reference Studies Analysis

3.1 Building level

42 papers have been reviewed in relation to embodied energy/GHG analysis in building level. The research subjects in the building level are mostly residential building, which comprises more than 80%. It is as in the following (given in Figure 10); low energy building (31%), residential detached house (27%), multi-story building (15%), apartment (11%), office (8%) and hotel (8%). Every paper has a tendency to include only environmental factors in embodied energy/GHG analysis, while several researches consider economic factors together such as annual running cost (Monahan, 2010) or life cycle cost (Mithraratneet *al.*, 2004). Assessment periods of the reference studies are various from 1 year to 100 years. The most preferable assessment period is 50 years (47%) to analyze embodied impacts from a building's life cycle.

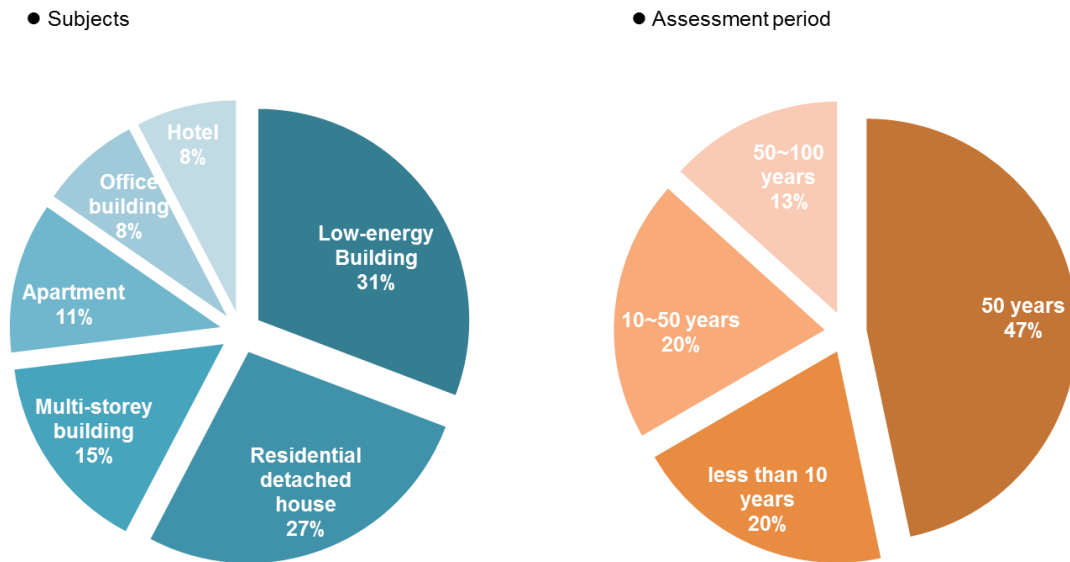


Figure 10. Research subjects and assessment period in building level

3.1.1 Methodology

Both process based LCA and I-O LCA methodologies are widely applied to evaluation in building level. As shown in the Table 1, case studies applied process based LCA have various assessment period from 1 year to long-term building's life cycle, while cases applied I-O LCA have at least 25 years of life cycle, in another words, the I-O methodology has an advantage over the projects with long evaluation period in building level.

In order to analyze the relation between research objectives and system boundary setting, environmental factors are classified into 4 categories: EE (Embodied Energy), EG (Embodied GHGs), OE (Operational Energy), and OG (Operational GHGs). Also system boundary are divided into 5 different stages as P (material production), T (material transportation to site), C (Construction), O (Building operation), and EOL (End of life). Literature review results show that there was no direct

correlation between environmental factor selection and system boundary set-up. Due to absence of clear guideline to evaluate embodied energy/GHG, researchers chose the environmental factors and set system boundary according to their objectives, so that it is impossible to compare between different case studies.

The most of assessments proceeded from production stage to building operation stage (43%). The reference flow was measured in m² or m³. The results of embodied energy were expressed in MJ or Kwh unit, while that of embodied GHGs was commonly measured in GWP. More specific information related in system boundary and measurement can be found in the table 1 and 2.

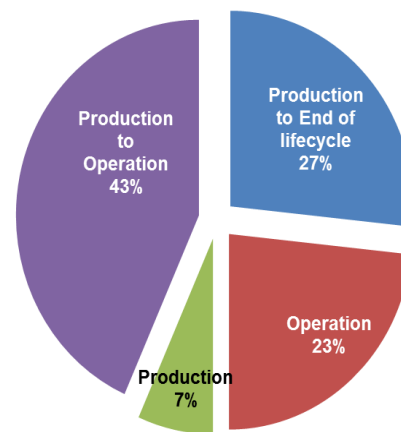


Figure 11. System boundary setting in building level

3.1.2 Calculation and Database

As showing in the figure 12, the most researchers have utilized energy data only (36%) or energy and building material data together (36%) for assessing embodied energy/GHG in building's life cycle perspective. The rest of researchers have utilized certifications or design guidelines related in green building (14%) and market prices data of building materials (8%) to get calculation basis for embodied energy/GHG. Few researchers have utilized building material data to calculate embodied energy/GHG.

The most researchers have obtained data to calculate from field survey and monitoring (32%) and national statistics database (18%) such as BEDEC PR/PCT or DECC. Owing to lack of developed national average database, however, the papers published before year 2010 have showed a tendency to collect LCI database on embodied energy/GHG from unspecified literature and to invent an evaluation tool for the researcher's own purpose. After becoming easier to access to national LCI database, more researchers have used domestic LCI database, which reflect the situation of domestic industry and life habit factors. Besides the national LCI DB, Ecoinvent, Bath ICE and BEES were also preferable database to obtain embodied energy consumption and equivalent GHGs emissions. SimaPRO, TCQ2000, ATHENA, and Equer software were used as LCA calculation tools. Interestingly, almost every research case has gathered operational data from both field survey method and energy simulation tools such as TRNSYS, Ecotect, ENORM ENSYST, Design builder, or eQUESTor ,rather than energy monitoring which was common before year 2010.

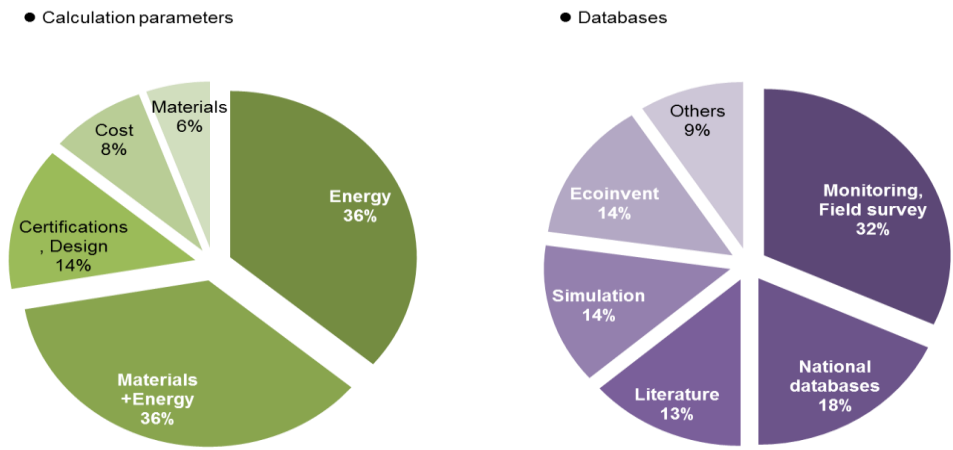


Figure 12. Calculation parameters and the source of LCI DB in building level

Table 1. Summary of reviewed case studies in building level (1)

No.	Author (year)	Objectives	Building type	Methodology	Period (year)	Environmental factor				Unit	
						EE	OE	EG	OG	EE	EG
1	Thormark (2002)	Analysis recycling potential	Residential	Process based LCA	50	√	√			MJ, kWh	
2	Mithraratne (2004)	Comparison light, RC, super-insulated houses	Residential	I-O LCA	100	√				MJ	
3	Karlsson (2007)	Comparison conventional vs. low tech	Residential	Process based LCA	50	√	√			kWh	
4	Hacker (2008)	Analysis	Residential	Process based LCA	100			√	√		GWP
5	Shukla (2009)	Analysis	Residential	Process based LCA	annual	√	√			MJ	
6	Mahdavi (2010)	Comparison Passive vs. Low energy	Residential	Process based LCA	0.5	√	√	√	√	kWh	GWP
7	Monahan (2010)	Comparison Active tech.	Residential	Process based LCA	20	√	√	√	√	kWh	GWP
8	Rossello –Batle (2010)	Analysis	Hotel	Process based LCA	annual	√				MJ	GWP
9	Verbeeck (2010)	Creating building LCI massive vs. light envelope	Residential	Process based LCA I-O LCA	30, 60, 90	√		√		MJ	GWP
10	Verbeeck (2010)	Comparison	Residential	Process based LCA I-O LCA	30, 60, 90	√		√		MJ	GWP
11	Rai (2011)	Analysis	Office	Process based LCA I-O LCA	25			√	√		GWP
12	Dodoo (2011)	Analysis	Residential	Process based LCA I-O LCA	50	√	√			kWh	
13	Ramesh (2012)	Comparison	Residential	Process based LCA I-O LCA	75	√				kWh	
14	Rossi (2012)	Comparison steel frame and masonry	Residential	Process based LCA	annual			√	√		GWP
15	Rossi (2012)	Comparison steel frame and masonry	Residential	Process based LCA	annual			√	√		GWP
16	Ooteghem (2012)	Comparison steel and timber	Residential	Process based LCA	50	√	√	√	√	MJ	GWP

*EE = Embodied energy, OE = Operational energy, EG = Embodied GHGs, OG = Operational GHGs

Table 2. Summary of reviewed case studies in building level (2)

No.	Author (year)	System boundary					Reference flow	LCI DB	Tools S/W	Data collection sources			
		P	T	C	O	EOL				field survey	monitoring	Energy simulation	
1	Thormark (2002)	√	√		√		m ²	Literature		√		DEROB-LTH	
2	Mithraratne (2004)	√		√	√		-	Literature	invented model	√			
3	Karlsson (2007)	√			√		m ²	Literature				√	
4	Hacker (2008)	√			√		building	Literature			√	√	ENERGY 2
5	Shukla (2009)	√	√	√	√		m ²	Calculated		√			
6	Mahdavi (2010)	√			√	√	m ²	Literature		√	√		
7	Monahan (2010)	√	√	√	√		m ²	National LCI DB, DECC, Beggs	SimaPRO	√	√	UK SAP methodology	
8	Rossello –Batle (2010)	√	√	√	√	√	m ²	BEDEC PR/PCT	TCQ2000				
9	Verbeeck (2010)	√	√		√		m ³	Ecoinvent		√		TRNSYS	
10	Verbeeck (2010)	√	√		√		m ³	Ecoinvent		√		TRNSYS	
11	Rai (2011)	√			√		-	National LCI DB, Bath ICE	SimaPRO			Ecotect	
12	Doodoo (2011)	√	√	√	√	√	m ²	Calculated		√		ENORM ENSYST	
13	Ramesh (2012)	√			√		m ²	Literature		√		Design builder	
14	Rossi (2012)	√			√		-	BEEs, CRTI, Ecoinvent	Equer	√		Pleiades + Comfie	
15	Rossi (2012)	√			√		-	BEEs, CRTI, Ecoinvent	Equer	√		Pleiades + Comfie	
16	Ooteghem (2012)	√	√	√	√	√	m ²	National LCI DB	ATHENA	√		eQUEST	

*P = Production, T = Transportation to site, C = Construction, O = Operation, EOL = End of life

3.1.3 Case study

Monahan (2010), reviewed paper no. 7, evaluated energy use, consequential emissions of CO₂, and annual running costs for a case study comprising 14 newly constructed low energy affordable homes located in UK. The carbon embodied in construction and emitted over a 20 years occupation period for 4 different energy typologies which were ground sourced heat pumps; active solar; passive solar and mechanical ventilation; conventional high efficiency gas boiler. The data of energy parameters were gathered from UK's national regulation standards and UK governments SAP(Standard Assessment Procedure) methodology. Energy data was presented in unit of kWh primary energy. Energy costs were based on published average regional pound per kWh prices. System boundary was covered every stage from production to occupation, so that the author considered manufacturing, transportation, installation and maintenance as the embodied GHG emissions factors. The embodied GHGs data for the heating systems and renewable technologies was derived from published literature. Quantities of materials used and sources were gathered from field survey, provided by the installation engineers. Distances from manufacturing to site were calculated from Google Maps. SimaPRO software was used in the analysis. The results shows that ground source heat pumps have the highest annual primary energy demand, GHGs emissions and annual running costs over the 20 year period, while the homes with active solar technologies provided most benefit across all three evaluation criteria.

Ooteghem (2012), reviewed paper no. 16, investigated the breakdown of primary energy use and GWP in a single-storey retail building located in Canada with a 50 year lifespan. 5 different types of buildings were examined to investigate the impact associated with the choice of building materials. The 5 case study buildings were: steel type; timber type; SBS type; steel-PREDOM; timber-PREDOM. These building characteristics were chosen based on a combination of ASHRAE Standard. System

boundary was production to operation stage as previous case study. The ATHENA for Building is used to calculate the embodied energy and embodied GHGs because it is the only software tool currently available in North America. ATHENA, however, is unable to calculate the operating energy consumption and operating GWP of a building directly. Therefore, the author used eQUEST to calculate secondary energy for site energy or operating energy. Once the annual electricity and natural gas use of a building is determined from eQUEST, it can be entered into the ATHENA converter to calculate the resulting total primary energy consumption and total GWP. By converting the secondary energy from eQUEST into primary energy and GWP, the results can be added directly to the embodied energy and embodied GWP results from the ATHENA for Buildings in order to calculate the total energy and total GWP. In the case study, over a 50 year lifespan, the operating energy and operating GWP of the five buildings only differs by 3% and 4% respectively. The total embodied energy and embodied GWP differs by as much as 44% and 35% respectively. However, operating effects in these buildings account for around 90% of the total effects and far outweigh any differences in embodied effects between the buildings. Therefore, the total energy and total GWP of these buildings only differs at most by 6% and 7% respectively over a 50 year lifespan.

3.2 Building component level

21 papers have been reviewed in relation to embodied energy/GHGs analysis in building component level. The research subjects in the building component level are various: structure (25%), various building elements (25%); building envelopes (13%); building equipment (13%); wall system (12%); openings (6%); roof system (6%).

Every paper has a tendency to include only environmental factors in embodied energy/GHGs analysis, while only one paper considered economic and social factors in comparison of wood and steel window frame (Abeysondra, 2007). On the whole, the most literature analyzed the embodied energy as environmental factors. The embodied GHGs considered as secondary parameter to compare the environmental impacts from different materials by components. Assessment periods are various from 0 year to 60 years. More than half of researchers did not set the assessment period to analyze embodied impacts from building component. Only a few papers showed the results during 40~60 years lifespan.

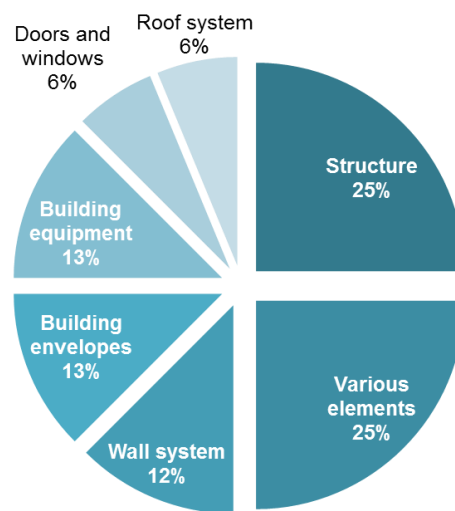


Figure 13. Research subjects in building component level

3.2.1 Methodology

The reviewed papers used process based LCA, I-O LCA, Hybrid LCA, LCEA and Monte Carlo method. The most dominant methodologies are process based LCA and I-O based LCA in the building component level. Unlike to the embodied energy and GHGs evaluations in building level, I-O based LCA was applied to cases with 0 year lifespan. For example, Gogginset *al.* (2010) used hybrid I-O method to estimate the embodied energy of concrete material in order to minimize the limitations and errors of process analysis and I-O analysis. The result of review on methodology in building component level, however, does not support that there is just one certain superior methodology than the other, depending on system boundary and lifespan setting.

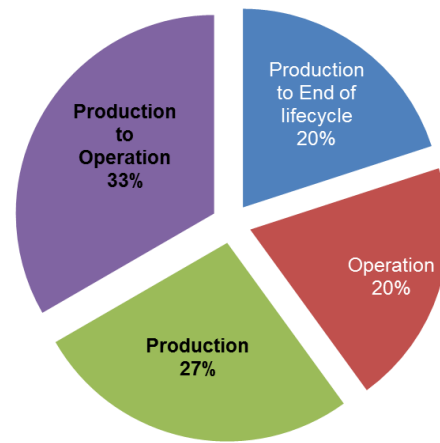


Figure 14. System boundary setting in building component level

The most dominant system boundary setting in building component level is production to operation (33%) and production stage (27%). The reference flow was measured in weight, volume and area unit. The results of embodied energy were expressed in MJ unit, while that of embodied GHGs was commonly measured in GWP, exceptionally one case presented the results in CO₂ and SO₂. More specific information related in system boundary and measurement can be found in the table 3 and 4.

3.2.2 Calculation and Database

Almost half of the studies utilized materials and energy data together (47%) to calculate embodied energy/GHG in building component's lifespan, as shown in the Figure 15. The another half of the studies utilized energy data (16%), certification or design guidelines (16%), building material data (10%) and other sources of calculation basis (11%). The other sources of calculation basis were social factors such as durability, sustainability or aesthetics.

The most researchers have obtained data to calculate from field survey and monitoring (37%) and literature (26%). The next preferable data sources are simulation (11%), National statistics database (10%), Ecoinvent (5%) and others (11%). SimaPRO, Easy-fit or Mat-lab software were used as LCA calculation tools. In comparison with energy data source in building level, the case study used energy simulation tools were found relatively less to analyze embodied energy/GHGs of building components.

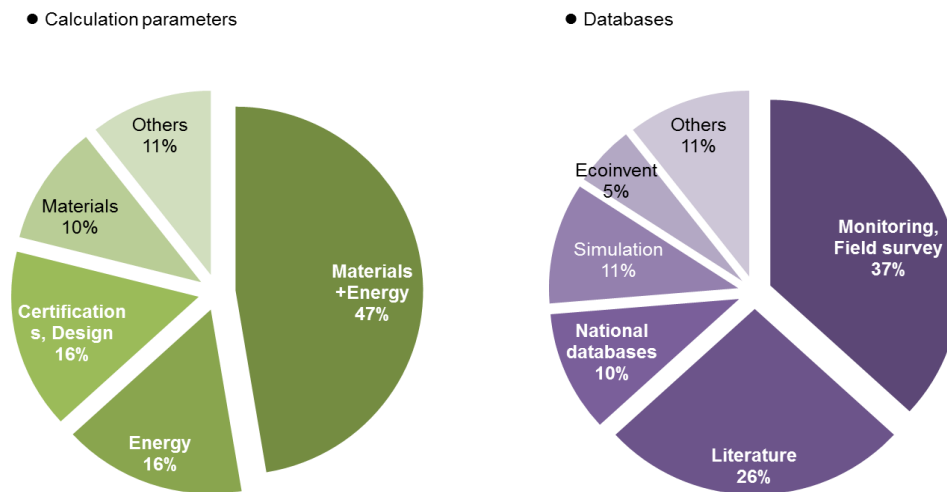


Figure 15. Calculation parameters and the source of LCI DB in building component level

Table 3. Summary of reviewed case studies in building component level (1)

No.	Author (year)	Objectives	Building type	Methodology	Period (year)	Environmental factor				unit	
						EE	OE	EG	OG	EE	EG
1	Cole (1999)	Comparison wood, steel, concrete structure	Building construction	Process based LCA	0	√		√		MJ	GWP
2	Chen (2000)	Analysis	Residential	I-O LCA	40	√				MJ	
3	Emmanuel (2004)	Comparison with different wall system	Wall system	Process based LCA LCC	0	√		√		index	index
4	Crawford (2006)	Analysis BIPV payback	BIPV	Hybrid LCA	1	√	√			GJ	
5	Abeysundra (2007)	Comparison wood, steel window frame	School	Process based LCA	50	√		√		MJ	GWP
6	Dimoudi (2008)	Comparison EE structure vs. envelope	Office	Process based LCA	50	√	√	√	√	MJ	CO2, SO2
7	Utama (2009)	Comparison with different wall system	Residential	LCEA	40	√	√			MJ	
8	Chel (2009)	Comparison passive design vs. none	Residential	Process based LCA	0	√				MJ	
9	Goggins (2010)	Analysis RC structure	Structures	Hybrid LCA	0	√				GJ	
10	Reddy (2010)	Analysis rammed earth walls	Residential	Invented LCA	0	√				MJ	
11	Li (2011)	Comparison wood, steel, concrete structure(oversea products)	Structures	I-O LCA	0	√		√		MJ	GWP
12	Broun (2011)	Comparison with different wall system	Wall system	Process based LCA	0	√		√		MJ	GWP
13	Crawford (2011)	Comparison (roof, wall, floor)	Residential	I-O LCA, Hybrid LCA	50	√	√			GJ	
14	Yu (2011)	Comparison	Residential	Process based LCA	0	√		√		MJ	GWP
15	Chau (2012)	Analysis Carbon footprint by parts	Office	Monte Carlo method	60	√		√		MJ	GWP
16	Huang (2012)	Analysis External shading System	School	Process based LCA	1		√		√	MJ	GWP

Table 4. Summary of reviewed case studies in building component level (2)

No.	Author (year)	System boundary					Reference flow	LCI DB	Tools S/W	Data collection sources		
		P	T	C	O	EOL				field survey	monitoring	Energy simulation
1	Cole (1999)			√						√		
2	Chen (2000)	√	√	√		√	m ²	Literature		√		
3	Emmanuel (2004)	√	√	√			m ²	Literature		√		
4	Crawford (2006)	√				√	m ²	National LCI DB		√		LCEA
5	Abeyesundra (2007)	√					kg	National LCI DB	SimaPRO	√	√	
6	Dimoudi (2008)	√					m ²	Literature		√		
7	Utama (2009)	√	√	√	√		m ²	Indonesian energy mix Literature		√		ECOTECT
8	Chel (2009)	√				√	building			√	√	Energy simulation
9	Goggins (2010)	√	√				kg	National LCI DB		√		
10	Reddy (2010)	√	√	√			m ³	Literature		√		
11	Li (2011)	√					m ²	National LCI DB		√		
12	Broun (2011)	√	√	√	√	√	m ²	Ecoinvent	SimaPRO	√	√	
13	Crawford (2011)	√				√	m ²				√	TRNSYS
14	Yu (2011)	√				√	kg	Literature		√		
15	Chau (2012)	√	√	√	√	√		Literature	Easy-fit, Matlab	√		
16	Huang (2012)	√				√	m ²			√	√	√

3.2.3 Case study

Utama *et al.* (2009), reviewed paper no. 7, evaluates the effect of building envelopes on the life cycle energy consumption of high rise residential buildings in Indonesia. The study focused particularly on the life cycle energy analysis (LCEA) of building envelope materials associated with air-conditioning. The analysis included the construction of the building envelope and quarrying as well as transportation of materials. Process based analysis used to assess the energy consumed during raw material extraction, material production up to construction, including energy consumption during transportation of intermediate and final materials. ECOTECT was used only to calculate the load associated with the building envelope. The results of embodied energy as well as energy consumed during construction and operation were calculated and normalized to MJ/m² floor area for a life time period of 40 years. The results show that the initial embodied energy of Indonesian typical double wall and single wall envelopes for high residential buildings is 79.5 GJ and 76.3 GJ. Over an assumed life span of 40 years, double walls have better energy performance than single walls, 283 GJ versus 480 GJ, respectively.

Broun *et al.* (2011) compared the potential environmental impacts and embodied energy based on process based LCA for 3 different alternative partition wall systems with a lifespan of 50 years in UK. The system boundary included the entire life cycle of the partition wall systems, including manufacturing of building materials, construction, operation, maintenance and demolition. Transportation for each life cycle phase is also included. All emissions, energy consumption and materials are based on area unit,

e.g. MJ/m², kg/m². LCI data was obtained from Ecoinvent in SimaPRO software. The main resource for material embodied energy and GHGs in the UK is the Inventory of Carbon and Energy (ICE) Beta 2, developed by the University of Bath. The results indicated that the timber-stud wall has the least environmental impact of the three partition wall systems considered in a UK context, while clay brick partition walls are the greatest environmental impact, but the best potential for reuse.

3.3 Building Material Level

17 papers have been reviewed in relation to embodied energy/GHGs analysis in building material level. The reviewed papers compared the environmental impacts from diverse building materials. The first interesting analysis of embodied energy from building materials was published in 1998 by Harris. With process based LCA method, he calculated 18 major building materials, which are brick, timber (both domestic and imported), clay tiles, concrete, lightweight blocks, crushed granite, aggregate, cement, copper, aluminium, glass, cellulose insulation, mineral wool, synthetic finishes and plastics. Since then, following researchers also tried to compare different materials with similar function, e.g. recycled materials vs. virgin materials or wood vs. other structural material.

Environmental impacts were compared in various points of views, such as primary energy/GHGs or carbon footprint. In the analysis in building material level, embodied GHG factors are relatively more important than embodied energy factor in contrast with that in building component level.

3.3.1 Methodology

Only process based LCA and I-O LCA methodologies were found in the embodied energy/GHGs evaluation in building material level, although the process based LCA was more applied than I-O LCA. About 46% of researchers analyzed embodied energy/GHGs in production to operation boundary. There was no building operational stage assessment in building material level.

The reference flow was measured in weight, volume and area unit. The results of embodied energy were expressed in mostly MJ unit, while that of embodied GHGs was commonly measured in GWP. About 70% of researchers analyzed embodied energy/GHGs in cradle-to-gate boundary including production during 0 year of assessment period. The rest of researchers set 50 or 100 years for assessment. More specific information related in system boundary and measurement can be found in the table 5 and 6.

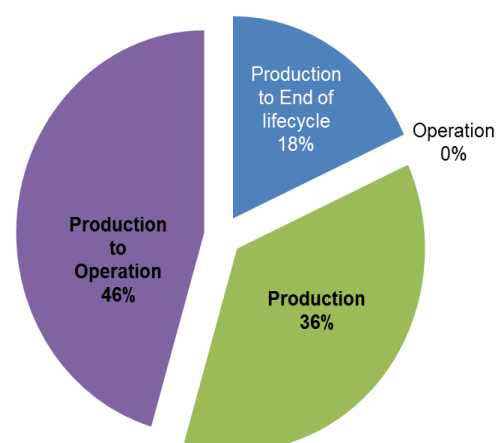


Figure 16. System boundary setting in building material level

3.3.2 Calculation and Database

Calculation parameters in building material level were material and energy together (46%), certification (13%), materials only (7%) and energy only (7%). The certification standards for the parameters were domestic product quality standards. The other calculation parameters (27%) were economic viability, social acceptability, land use and so on.

The most researchers have obtained data to calculate from field survey and monitoring (46%) and national database (27%). Before 2007, the researchers tended to gather calculation data from both field survey and monitoring but recent studies have conducted only with field survey. Just a few cases were found using energy simulation tools such as Quick II or TRNSYS to calculate operational energy/GHGs. SimaPRO was the only LCA software used in building material assessment. This implies that the software specialized to calculate energy and GHGs of any types of building materials.

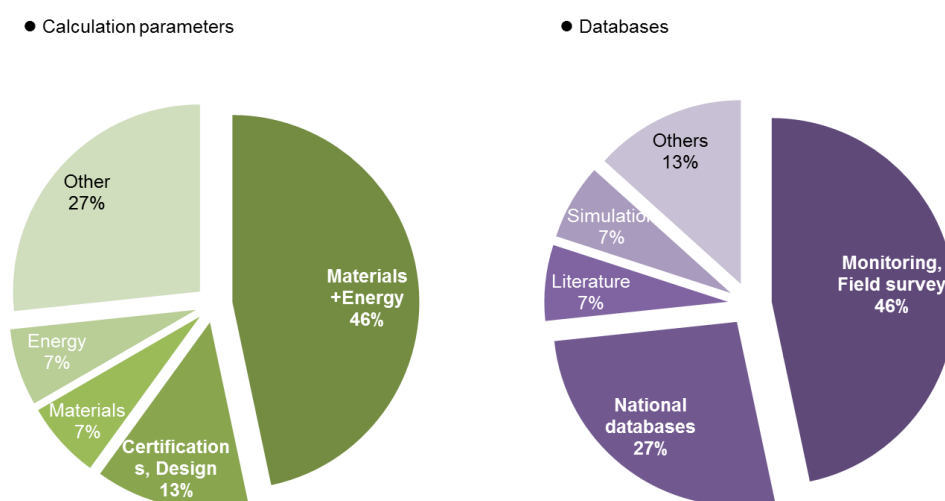


Figure 17. Calculation parameters and the source of LCI DB in building material level

Table 5. Summary of reviewed case studies in building material level (1)

No.	Author (year)	Objectives	Building type	Methodology	Period (year)	Environmental factor				unit	
						EE	OE	EG	OG	EE	EG
1	Harris (1999)	Comparison	Residential	Process based LCA	0	√				EE	EG
2	Buchanan (1999)	Comparison: wood vs. other structural materials	Hotel, Office, Industry, Residential	Process based LCA	0	√		√		MJ	GWP
3	Reddy (2003)	Comparison: various masonry materials	materials	Process based LCA	0	√	√			MJ	
4	Gustavsson (2006)	Comparison	Residential	Process based LCA	0	√				GJ	
5	Huberman (2007)	Comparison: building materials	Residential	Process based LCA LCEA	50	√	√	√	√	GJ	GWP
6	Upton (2008)	Comparison: Wood structure vs. RC, Steel	Residential	I-O LCA	100	√		√		MJ	GWP

No.	Author (year)	Objectives	Building type	Methodology	Period (year)	Environmental factor				unit	
						EE	OE	EG	OG	EE	EG
7	Abeysundara (2009)	Comparison recycled materials vs. virgin materials	School	Process based LCA	50	√		√		MJ	GWP
8	Yan (2010)		office, residential	Process based LCA I-O LCA	0			√			GWP
9	Bribián (2011)	Comparison	materials	Process based LCA CED method	0	√		√		MJ-eq	GWP
10	Crishna (2011)	Carbon footprint of material, UK	dimension stone	Process based LCA	0			√		MJ	GWP
11	May (2012)	Comparison	wood plantation	Process based LCA	0	√				GJ	
12	Aye (2012)	Comparison: steel modular vs RC	Residential	I-O LCA, Hybrid LCA	50	√	√	√	√	GJ	GWP

Table 6. Summary of reviewed case studies in building material level (2)

No.	Author (year)	System boundary					Reference flow	LCI DB	Tools S/W	Data collection sources		
		P	T	C	O	EOL				field survey	monitoring	Energy simulation
1	Harris (1999)	√	√	√	√	√	various			√	√	
2	Buchanan (1999)	√					-	Literature		√	√	
3	Reddy (2003)	√	√	√			m ³	Literature		√	√	
4	Gustavsson (2006)	√					-	Literature		√	√	
5	Huberman (2007)	√	√	√	√	√	m ²	Literature		√	√	Quick II
6	Upton (2008)	√	√	√			-	National LCI DB				
7	Abeysundara (2009)	√					various	National LCI DB	SimaPRO	√		
8	Yan (2010)	√	√	√			kg	BUWAL 250 Literature		√		
9	Bribián (2011)	√	√	√		√	kg	Ecoinvent	SimaPRO	European average statistics		CED method
10	Crishna (2011)	√	√				kg	National LCI DB Defra/DECC (2009), IFEU (2008)		√		
11	May (2012)	√					m ³	National LCI DB	SimaPRO	√		
12	Aye (2012)	√			√		t, m ³	National LCI DB Literature		√		TRNSYS

3.3.3 Case study

Huberman *et al.* (2007), reviewed paper no. 5 analyzed both embodied and operational energy consumption in a climatic adaptive building in Israel, comparing its actual material composition with a number of alternatives. System boundary was divided into 3 stages: pre-use phase (embodied energy), use phase (operational energy) and post-use phase (demolition or possible recycling and reuse). The total energy budget of a building was assessed by applying the LCEA methodology. Energy flows in the pre-use phase were quantified so as to account for all direct energy inputs, whereas only a part of the indirect energy was included. While ranges of various raw material EE values were obtained from published studies, the embodied energy of major components was calculated by combining the average of available data for raw materials with actual manufacturing processes. In order to quantify the operational energy requirements of the building system for heating and cooling, Quick II software was employed. The analysis did not include upstream indirect EE, recurring EE or post-use energy, and did

not address actual economic costs or aesthetic and social image factors. The analysis results showed that the embodied energy of the building accounts for 60% of the overall life-cycle energy consumption which could be reduced significantly by using alternative infill materials for wall. The cumulative energy saved over a 50-year life cycle by this material substitution is on the order of 20%. While the studied wall systems (mass, insulation and finish materials) represent a significant portion of the initial embodied energy of the building, the concrete structure (columns, beams, floor and ceiling slabs) on average constitutes about 50% of the building's pre-use phase energy.

Bribián *et al.* (2011), reviewed paper no. 9, compared the most commonly used building materials with some eco-materials using three different impact categories which were primary energy demand (in MJ-eq) according to the CED method, GWP (in kg CO₂-eq) according to the IPCC 2007 and water demand (in liters). The kg unit was selected as a functional unit and the system boundary included material manufacture, transport from production to building site, construction and demolition of the building, and the final disposal of the product. Calculation data source was Ecoinvent inventories for all analyzed stages. The majority of analyzed building materials in his study was observed to have more environmental impacts between 20~30% greater than that from other previous case study. The study analyzed that was because the hypotheses were more detailed than the other, e.g. data quality requirements, useful life, energy mix, end-of-life scenarios, etc.

4 Findings & Discussions

4.1 Terms and definitions

According to studies², life cycle energy and GHGs from a building are divided into two categories; building material's embodied energy/GHGs and building's operational energy/GHGs.(figure 18) Researchers have used the term 'embodied energy' as the sum of all the energy sequestered in building materials during all processes of production, on-site construction, and final demolition and disposal. The term 'operational energy', however, is the opposite concept of embodied energy. Operational energy is the energy used in buildings during their operational phase, as for: heating, cooling, ventilation, hot water, lighting and other electrical appliances. It might be expressed either in terms of end-use or primary energy. The term 'embodied GHGs' has been used as the sum of all the greenhouse gases released from material extraction, transport, material manufacturing, building construction, disposal and related activities. Most researchers give more considerable thought to the embodied energy than embodied GHGs so the results of embodied environmental impacts from building's lifecycle are mostly expressed in terms of embodied energy measurement.

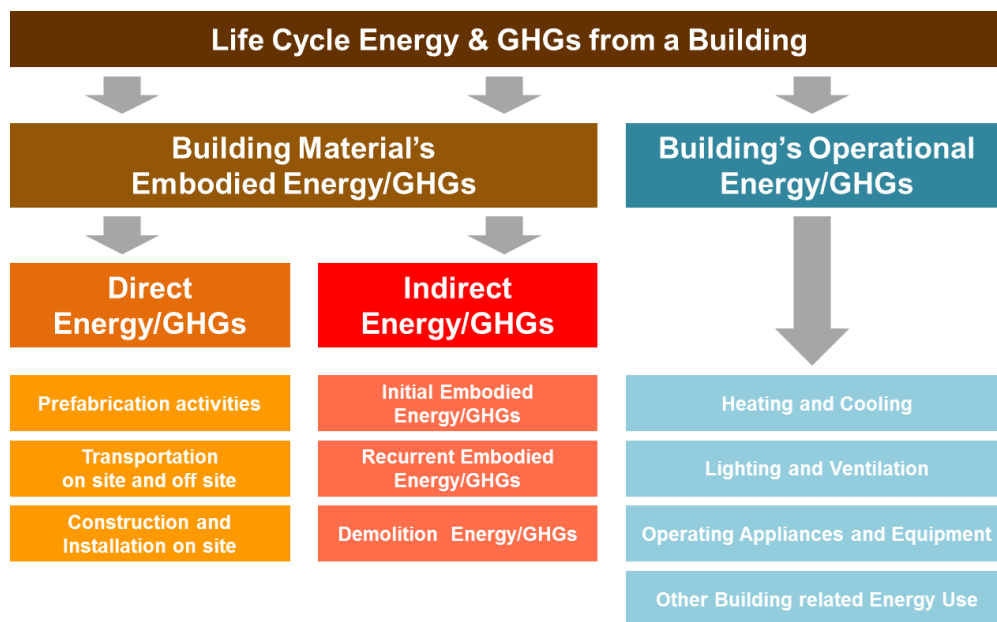


Figure 18. Embodied Energy/GHG and Operational Energy/GHG in building's life cycle

The embodied energy/GHGs is split into direct energy/GHGs and indirect energy/GHGs. Direct embodied energy/GHGs are consumed or emitted in various on-site and off-site operations like construction, prefabrication, and transportation: (1) consumed energy or emitted GHGs in the production of basic building materials, (2) necessary energy or emitted GHGs in the transportation of the building materials, and (3) required energy emitted GHGs for assembling the various materials to form the building. Indirect embodied energy/GHGs are mostly used to explain the environmental

² Manish Kumar Dixit et al.(2010),Z.M. Chen(2010), I. Sartori , A.G. Hestnes(2007), Reddy(2003)

impacts during the manufacturing of building materials, in the main process, upstream processes and downstream processes and during renovation, refurbishment, and demolition. More specific terms and definitions related in embodied energy assessment in building's life cycle are described as follows:

1) Embodied energy: The sum of all the energy needed It may or may not include the feedstock energy. Generally expressed in term of primary energy.

2) End-use energy: Energy measured at the final use level

3) Feedstock energy: Heat of combustion of raw material inputs, such as wood or plastics, to a system. Generally expressed as gross calorific value.

4) Primary energy : Energy measured at the natural resource level. It is the energy used to produce the end-use energy, including extraction, transformation and distribution losses.

5) Direct energy:

- Construction and assembly on-site: Energy inputs during the assembly of building materials and components on-site.
- Prefabrication off-site: Building components that are prefabricated off-site that consume energy in the process
- Transportation: Transportation involved in construction and assembly on-site and prefabrication off-site.

6) Indirect energy:

- Initial embodied energy: Energy used during production of materials and components of a building, including raw material procurement, building material manufacturing and final product delivery to construction-site.
- Recurrent embodied energy: Energy used in various processes for maintenance and refurbishment of buildings (building materials and building components) during their useful life.
- Demolition energy: Energy necessary for deconstruction of building and disposing of building materials.
- Operating energy: Energy required in the building for operating various electrical and mechanical services.

4.2 LCA Methodologies

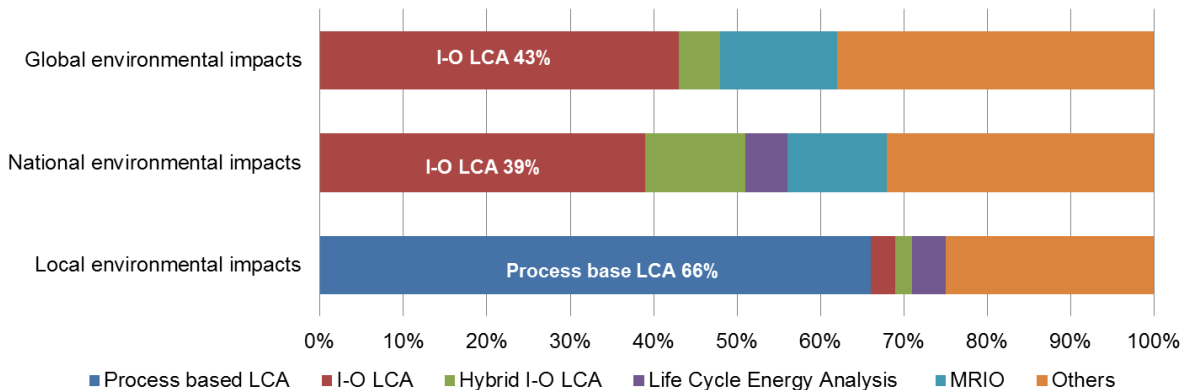


Figure 19. Common LCA methodologies in different level of environmental impacts

The most frequently founded LCA methodologies from the literature review are Process based LCA, I-O LCA, I-O based hybrid LCA, MRIO model, and LCEA. Process base LCA is more applied in order to analyze embodied environmental impacts from very specific subjects such as building, building components or building materials, but never used for national nor global level of environmental impacts. (Figure 19) Rather I-O LCA is more applied to analyze national or global level of environmental impacts. This means there is no one absolute methodology in embodied energy/GHGs assessment in building construction field. Because each methodology has its own advantage and limitation, researchers have chosen different methodologies depend on their subjects and purpose. The characteristics of each methodology are described as follows;

4.2.1 Process based LCA

Process based LCA refers to Bottom-up process analysis that begins at the bottom of the supply chain and pieces together the individual unit processes that make up a product's system. This analysis required data that is collected for each of these processes by measurement and modelling of each process at either local, regional or national levels, although generally the process model will represent a single process or group of processes analogous to a factory or operation.

One characteristic of Process based LCA is its focus on major materials and energy flows and the exclusion of minor and service-oriented inputs. Small material flows may be excluded, as suggested in the ISO standards, based on their mass energy or environmental significance.

4.2.2 I-O based LCA³

I-O (Input-Output) based LCA addresses some of the drawbacks of process-based LCA model and greatly expands the system scope compared to the process-based LCA to include the entire economy

³Yuan Chang (2010) The embodied energy and environmental emissions of construction projects in China, Energy Policy (38)

of a country or region. It assesses the energy consumption and environmental impacts of goods and services from a nationwide perspective by taking advantage of a country's economic input-output matrix. Then this analysis is referred to a top-down economic technique, which uses monetary transactions between economic sectors rather than physical flows to represent the interrelationships between processes leading to the production of goods and services.

The limitation of I-O based LCA is coarse categorization of economic sectors. For this limitation, all part of the world is represented I-O table that include various sector, but it still represents a problem of gross aggregation.

4.2.3 Hybrid LCA⁴

Because above two methods have advantages and disadvantages for LCA (below table), Hybrid LCA that combines the strengths of both methods has been proposed by researchers. The goal of a hybrid LCA is to combine the advantages of both approaches. There are several types of hybrid models including tiered, I-O based hybrid, integrated, and augmented process-based. These are four examples of hybrid LCA models

4.2.4 Life Cycle Energy Analysis⁵

Life cycle energy analysis (LCEA) is an approach that accounts for all energy consumption to a products or service in its life cycle. The system boundaries of this analysis include the energy use of the following phases (before manufacture, manufacture, use, demolition). This is used for energy use products like as buildings or home appliances. Especially, in the building industry, the materials used in manufacture, operation, and demolition are varied and the range of environmental criteria that are relevant to products is potentially enormous. Then LCEA is effectively used for building worth and sustainability evaluation.

4.2.5 Multi regional input-output model

I-O based LCA does not allow for a distinction between domestic and foreign production technology. However, imports to one country come from a number of different countries and world regions with different production structures and therefore emission and resource intensities. For this reason, Multi-Region Input-Output (MRIO) model was employed. MRIO models endogenously combine domestic technical coefficient matrices with import matrices from multiple countries or regions into one large coefficient matrix, thus capturing trade supply chains between all trading partners as well as feedback effects.

A number of multi-region input-output models with world coverage and results for consumption based accounting and environmental impacts embedded in trade have been presented over the several years. MRIO has being researched all part of the world by national level (Italy, Japan, Netherlands, Scotland, United Kingdom, United States, etc.) and individual level.

⁴Melissa Bilec (2006) Example of a Hybrid Life-Cycle assessment of Construction Processes, J. Infrastructure. System. (12)

⁵T. Ramesh, (2010) Life cycle energy analysis of buildings : An overview, Energy and Buildings 42(10)

4.3 LCI database and tools

A life-cycle inventory (LCI) consists of data collection and calculations to quantify the inputs and outputs of a product life-cycle. This inventory is the heart of the LCA method. LCI analysis involves creating an inventory of flows from cradle to grave for a product system. Inventory flows include inputs of water, energy, and raw materials, and releases to air, land, and water. Therefore LCI database is the important key to determine the assessment quality and to minimize the calculation errors.

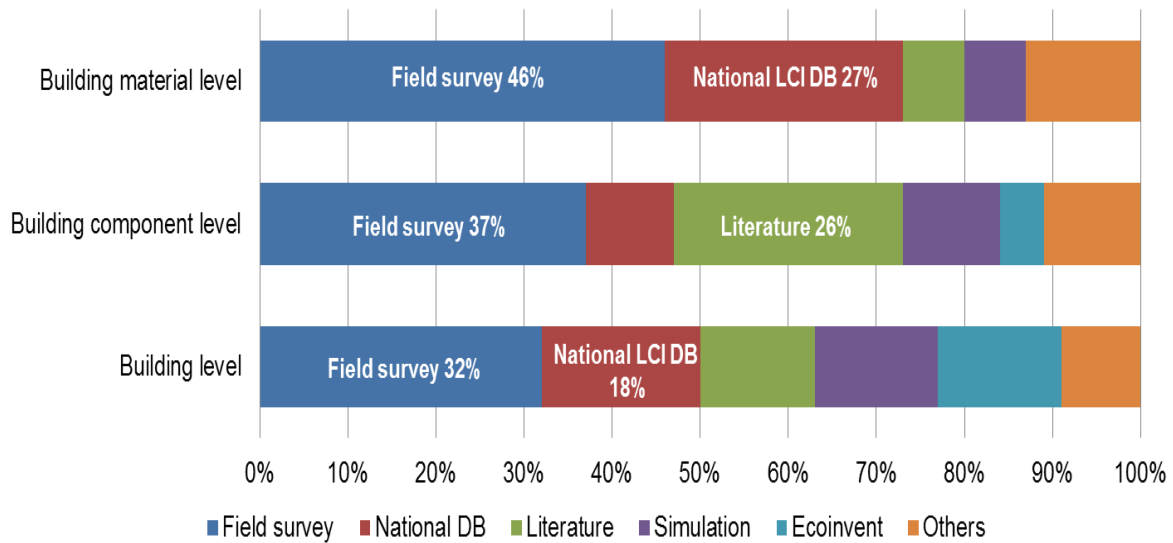


Figure 20. Common LCI DB source in different level of building parts

Field survey is the most common LCI database source for embodied energy and GHGs calculation in every level of building parts during 1990s to 2013.(Figure 20) The next preferable LCI data sources are national LCI DB guidelines and professional software such as ecoinvent. It might be dangerous, however, to refer to results of field survey for calculation factors because published thesis or articles hardly show clear basis of assessment as much as national LCI DB which keeps certain level of data quality. National LCI database network is developed and distributed under government ministry during at least 10 years or more. The countries which operate national LCI database network are described at table 6. GHG guidelines developed by authoritative organization are also reliable to get conversion factors. For example, Defra/DECC published by UK governments is designed to help businesses measure and report their environmental impacts, including greenhouse gas emissions. It has a web based tool containing emission conversion factors for greenhouse gas reporting. Another well-known GHG guideline is Greenhouse Gas Protocol published by World Resources Institute (WRI) and World Business Council on Sustainable Development (WBCSD). These guidelines have been continuously updated to meet the rapid change of companies and societies.

Table 7. National LCI DB list⁶

Country	DB title List	Boundary	Expense
EU	European Platform on Life Cycle Assessment	Europe	Free
Sweden	SPINE@CPM	Worldwide	Charged
Denmark	EDIP	Denmark	Charged
	LCA food	Denmark	Charged
Netherlands	IVAM LCA Data	Netherlands	Charged
	Dutch Input Output	Netherlands	Charged
	Franklin US LCI	USA	Charged
Switzerland	ecoinvent	Worldwide	Charged
	BUWAL 250	Switzerland	Charged
	LCAinfo	-	Charged
	Swiss Agricultural Life Cycle Assessment Database(SALCA)	Switzerland	Charged
Germany	German Network on Life Cycle Inventory Data	Germany	Developing
Thailand	Thailand LCI Database Project	Thailand	Charged
Taiwan	ITRI Database	Taiwan	
Japan	Japan National LCA Project	Japan	Charged
Australia	Austrian Life Cycle Inventory Data Project	Australia	Free
Canada	Canadian Raw Materials Database	Canada	Free
USA	US LCI Database Project	USA	Free
Mexico	http://www.lcamexico.com	-	-

For adoptable application of LCI DB, a lot of LCA software has been developed by various research organization and company. A various sector make use of this software for LCA analysis and environmental verification. In Korea, for example, various programs have been developed for building sector like as TOTAL, COOL, CLAS, APSS, and some software can linked with foreign software also. And especially, several software like as BEES, ATHENA, Gabi, Simapro are able to construction sector. That software detail information is below.

4.3.1 BEES⁷

The BEES (Building for Environmental and Economic Sustainability) software brings to fingertips a powerful technique for selecting cost-effective, environmentally-preferable building products. Developed by the NIST (National Institute of Standards and Technology) Engineering Laboratory the tool is based on consensus standards and designed to be practical, flexible, and transparent. BEES Online, aimed at designers, builders, and product manufacturers, includes actual environmental and economic performance data for 230 building products.

⁶http://www.edp.or.kr/en/lci/lci_intro.asp, accessed 15 March, 2014

⁷<http://www.nist.gov/el/economics/BEESSoftware.cfm>, accessed 09 April, 2014

4.3.2 ATHENA⁸

Athena Institute software allows construction industry professionals to compare alternate design scenarios and incorporate environmental considerations beginning at the conceptual stage of a project – when most critical decisions are made. All Athena software tools are available for free.

4.3.3 Gabi⁹

Created by PE INTERNATIONAL GaBi Databases are the largest internally consistent LCA databases on the market today and contain over 7,000 ready-to-use Life Cycle Inventory profiles. Over 20 years of life cycle expertise by PE INTERNATIONAL is captured in GaBi Databases, which always feature the most accurate Life Cycle Inventory profiles based on primary industry data.

4.3.4 Simapro¹⁰

SimaPro is the most widely used LCA software. It offers standardization as well as the ultimate flexibility. And users build complex models in a systematic and transparent way using SimaPro's unique features such as parameters and Monte Carlo analysis. SimaPro comes fully integrated with the well-knownecoinvent database and is used for a variety of applications.

Table 8. List of LCI software

Name	Website	Availability	Language	Geographic Coverage
BEES	http://www.nist.gov/el/economics/BEESSoftware.cfm	Free with contact	English	USA
Boustead Model	http://www.boustedconsulting.co.uk/products.htm	License fee	English	Global
CMLCA	http://www.cmlca.eu/	License fee	English	Europe
ECO-it	http://www.pre-sustainability.com/eco-it	License	English	Global
eiolca.net	http://www.eiolca.net	Free	English	USA
Environmental Impact Estimator	http://www.athenasmi.ca/tools/	License fee	English	Canada, USA
Gabi	http://www.gabisoftware.com	License fee	English, German, Japanese	Global
GREET Model	http://greet.es.anl.gov/	Free	English	USA
IDEMAT	http://www.idemat.nl/	Free	Netherland	Netherland
LLamasoft	https://www.llamasoft.com/	Free for Demo	English Chinese	Global
LCAPIX	http://www.kmlmtd.com/	Free for Demo	English	Global
openLCA	http://www.openlca.org/	Free	English	Global
Windchill LCA	http://www.ptc.com	License fee	English	Global
Quantis Suite	http://www.quantis-intl.com/software.php	Partially Free	English	Global
Simapro	http://www.pre-sustainability.com/	License fee	English Japanese	Global
SolidWorks	http://www.solidworks.com/	Free	English	Global

⁸<http://www.athenasmi.org/>, accessed 26 March, 2014

⁹<http://www.gabi-software.com/>, accessed 18 April, 2014

¹⁰<http://www.simapro.co.uk/>, accessed 30 March, 2014

Name	Website	Availability	Language	Geographic Coverage
SPOLD Data Exchange Software	http://lca-net.com	Free	English	Global
Umberto	http://www.umberto.de	License fee	English German Japanese	Europe
Total	http://www.edp.or.kr/lci/total.asp	Free	Korean	Korea
COOL	http://www.edp.or.kr/	Free	Korean	Korea
PASS	http://www.kncpc.or.kr/green/lca_pass.asp	Free	Korean	Korea
(SUSB-CLAS) - BEGAS	http://subest.hanyang.ac.kr/	Free	Korean	Korea

4.4 Conclusions

In the past, environmental impacts from building operation were the only issue to evaluate the environmental performance of building. More and more awareness of embodied energy/GHG, however, has been increased among environmental professionals, companies or other stakeholders as measurements to evaluate environmental impacts from building construction activities since 90s. In this chapter, the results of literature review were discussed to find out any relation between subjects and calculation methods, so more concrete foundation is given to this guideline.

As previously discussed, various LCA methodologies have been applied to assess embodied energy/GHG in building construction field. Researchers have set different range of system boundaries, research period of assessment, and calculation parameters depend on their study purpose. Every methodology has its own advantages and limitations so it is very hard to suggest the one superior and suitable methodology to assess embodied energy/GHG. For instance, I-O LCA which is the one of representative LCA methodologies has been widely used to understand impacts from building construction, especially in national or global level of environmental impacts. Process-based LCA, on the contrary, another well-known assessment methodology has been applied more than I-O analysis these days in order to understand local level of environmental impacts. In building level and component level, I-O analysis and process based LCA applied together with Hybrid LCA and LCEA, etc., but in material level only process based and I-O LCA applied.

Therefore it is necessary to suggest a clear framework for embodied energy/GHG assessment on building's lifecycle using each methodology in order to compare various results by different environmental professionals. That framework gives users to understand uncertainty and imperfection of their evaluation if they follow a certain methodology. Furthermore it helps users to find out how to reduce calculation errors. Proper source of LCI database and related environmental conversion factors should be provided as information because the number of available LCI data is increasing steadily. Also it is strongly suggested to introduce appropriate calculation methods including system boundary, assessment period and calculation parameters to evaluate embodied energy/GHG from building's lifecycle.

References

1. <http://www.sciencedirect.com/>, accessed 22 April, 2014
2. Manish Kumar Dixit, Identification of parameters for embodied energy measurement: A literature review, USA2010 Energy and Buildings
3. Yuan Chang, The embodied energy and environmental emissions of construction projects in China: An economic input–output LCA model, USA 2010 Energy Policy
4. Melissa Bilec (2006) Example of a Hybrid Life-Cycle assessment of Construction Processes, J. Infrastructure. System. (12)
5. T. Ramesh, Life cycle energy analysis of buildings: An overview, India 2010 Energy and Buildings
6. http://www.edp.or.kr/en/lci/lci_intro.asp, accessed 15 March, 2014
7. <http://www.nist.gov/el/economics/BEESSoftware.cfm>, accessed 09 April, 2014
8. <http://www.athenasmi.org/>, accessed 26 March, 2014
9. <http://www.gabi-software.com/>, accessed 18 April, 2014
10. <http://www.simapro.co.uk/>, accessed 30 March, 2014

The List of Reviewed Papers

1. Joshua M. Pearce, 3D-mapping optimization of embodied energy of transportation, USA 2006 Resources, Conservation and Recycling
2. Luisa F Cabeza, Affordable construction towards sustainable buildings: review on embodied energy in building materials, Spain 2012 Environmental Sustainability
3. J. Monahan, A comparison of the energy and carbon implications of new systems of energy provision in new build housing in the UK, UK 2010 Energy Policy
4. Andre Stephan, A comprehensive assessment of the life cycle energy demand of passive houses, Belgium 2013 Applied Energy
5. J.F. Karlsson, A comprehensive investigation of a low-energy building in Sweden, Sweden 2007 Renewable Energy
6. Robert H. Crawford, A comprehensive model for streamlining low-energy building design, Australia 2011 Energy buildings
7. Paul B. Stretesky, A cross-national study of the association between per capita carbon dioxide emissions and exports to the United States, USA 2009 Social Science
8. A.M.Saravia-Cortez, Assessing environmental sustainability of particleboard production process by ecological footprint, Spain 2013 Journal of Cleaner Production
9. Thomas Wiedmann, A first empirical comparison of energy Footprints embodied in trade — MRIO versus PLUM, UK 2008 Ecological Economics
10. Dongwei Yu, A future bamboo-structure residential building prototype in China: Life cycle assessment of energy use and carbon emission, China 2011 Energy and Buildings
11. Cheng Tian, A generalized window energy rating system for typical office buildings, China 2010 Solar Energy
12. N. Huberman, A life-cycle energy analysis of building materials in the Negev desert, Israel 2007 Energy and Buildings
13. Jacob Silva Paulsen, A life cycle energy analysis of social housing in Brazil: Case study for the program “MY HOUSE MY LIFE”, Brazil 2012 Energy and Buildings
14. Catarina Thormark, A low energy building in a life cycle—its embodied energy, energy need for operation and recycling potential, Sweden 2002 Building and Environment
15. U.G. YasanthaAbeyundara, A matrix in life cycle perspective for selecting sustainable materials for buildings in Sri Lanka, Sri Lanka 2009 Building and Environment
16. A.M. Moncaster, A method and tool for ‘cradle to grave’ embodied carbon and energy impacts of UK buildings in compliance with the new TC350 standards, UK 2013 Energy and Buildings
17. Ashwin Sabapathy, A Multi-Criteria Decision Analysis based assessment of walling materials in India, India 2013, Building and Environment
18. Zhen Chen, A multi criteria lifespan energy efficiency approach to intelligent building assessment, UK 2006 Energy and Buildings
19. ArdeshirMahdavi, A performance comparison of passive and low-energy buildings, Austria 2010 Energy and Buildings
20. D. J. Harris, A quantitative approach to the assessment of the environmental impact of building materials, UK 1999 Building and Environment
21. Jiun-JiunFeng, Allocating the responsibility of CO₂ over-emissions from the perspectives of benefit principle and ecological deficit, Taiwan 2003 Ecological Economics
22. Yanli Dong, An analysis of the driving forces of CO₂ emissions embodied in Japan–China trade, Japan 2010 Energy Policy
23. Wang Renping, An ecological assessment of the vernacular architecture and of its embodied energy in Yunnan, China, China 2006 Building and Environment
24. J. Monahan, An embodied carbon and energy analysis of modern methods of construction in housing: A case study using a lifecycle assessment framework, UK 2011 Energy and Buildings

25. Adriaan van Zon, An endogenous growth model with embodied energy-saving technical change, Netherlands 2003 Resource and energy economics
26. Whan-Sam Chung, An estimation of energy and GHG emission intensity caused by energy consumption in Korea: An energy IO approach, Korea 2009 Applied Energy
27. Z.M. Chen, An overview of energy consumption of the globalized world economy, China 2011 Energy Policy
28. Xianbing Liu, Analyses of CO₂ emissions embodied in Japan–China trade, Japan 2010 Energy Policy
29. Xavier Garcí'a Casals, Analysis of building energy regulation and certification in Europe: Their role, limitations and differences, Spain 2006 Energy and Buildings
30. T.Y. Chen, Analysis of embodied energy use in the residential building of Hong Kong, China 2000 Energy
31. Hogne N. Larsen, Analyzing the carbon footprint from public services provided by counties, Norway 2011 Journal of Cleaner Production
32. Miguel Angel Tarancon, Assessing energy-related CO₂ emissions with sensitivity analysis and input-output techniques, Spain 2012 Energy
33. Rachael Nealer, Assessing the energy and greenhouse gas emissions mitigation effectiveness of potential US modal freight policies, USA 2012 Transportation research
34. Deepak Rai, Assessment of CO₂ emissions reduction in a distribution warehouse, Netherlands 2011 Energy
35. C.K. Chau, Assessment of CO₂ emissions reduction in high-rise concrete office buildings using different material use options, Hong Kong 2012 Resources, Conservation and Recycling
36. Pablo Muñoz, Austria's CO₂ responsibility and the carbon content of its international trade, Austria 2010 Ecological Economics
37. Ambrose Dadoo, Building energy-efficiency standards in a life cycle primary energy perspective, Sweden 2011 Energy and Buildings
38. Juan Cagiao, Calculation of the corporate carbon footprint of the cement industry by the application of MC3 methodology, Spain 2011 Ecological Indicators
39. Amal R. Jayapalan, Can nanotechnology be 'green'? Comparing efficacy of nano and microparticles in cementitious materials, 2012 USA Cement & Concrete Composites
40. Louise K. Tunner, Carbon dioxide equivalent (CO₂-e) emissions: A comparison between geopolymers and OPC cement concrete, 2013 Australia Construction and Building Materials
41. G.Q. Chen, Carbon emissions and resources use by Chinese economy 2007: A 135-sector inventory and input–output embodiment, China 2010 Commun Nonlinear Sci Numer Simulat
42. Robert A. Witik, Carbon fibre reinforced composite waste: An environmental assessment of recycling, energy recovery and landfilling, Switzerland 2013 Composites: Part A
43. Glen P Peters, Carbon footprints and embodied carbon at multiple scales, Norway 2010 Environmental Sustainability
44. Rita Garcia, Carbon footprint of particleboard: a comparison between ISO/TS 14067, GHG Protocol, PAS 2050 and Climate Declaration, Portugal 2013 Journal of Cleaner Production
45. Ju'eGuo, China's provincial CO₂ emissions embodied in international and interprovincial trade, China 2012 Energy Policy
46. Yan Yunfeng, China's foreign trade and climate change: A case study of CO₂ emissions, China 2010 Energy Policy
47. David Williams, Climate change influence on building lifecycle greenhouse gas emissions: Case study of a UK mixed-use development, UK 2012 Energy and Buildings
48. Christopher L. Weber, Climate change policy and international trade: Policy considerations in the US, USA 2009 Energy Policy
49. Lei Liua, CO₂ embodied in China's foreign trade 2007 with discussion for global climate policy, China 2011 Energy procedia

50. M.L. Neelis, CO₂ emissions and carbon storage resulting from the non-energy use of fossil fuels in the Netherlands, NEAT results for 1993–1999, Netherlands 2005 Resources, Conservation and Recycling
51. Ming Xu, CO₂ emissions embodied in China's exports from 2002 to 2008: A structural decomposition analysis, USA 2011 Energy Policy
52. Huibin Du, CO₂ emissions embodied in China–US trade: Input–output analysis based on the energy/dollar ratio, China 2011 Energy Policy
53. Julio Sánchez-Choliz, CO₂ emissions embodied in international trade: evidence for Spain, Spain 2004 Energy Policy
54. Chao Mao, Comparative study of greenhouse gas emissions between off-site prefabrication and conventional construction methods: Two case studies of residential projects, China 2013 Energy and Buildings
55. Hong-Tao Liu, Comprehensive evaluation of household indirect energy consumption and impacts of alternative energy policies in China by input–output analysis, China 2009 Energy Policy
56. Jonas Nässén, Concrete vs. wood in buildings; An energy system approach, Sweden 2012 Building and Environment
57. Hui Bin, Consumer lifestyle approach to US energy use and the related CO₂ emissions, USA 2005, Energy Policy
58. Jacqueline R. England, Cradle-to-gate inventory of wood production from Australian softwood plantations and native hardwood forests: Carbon sequestration and greenhouse gas emissions, Australia 2013 Forest Ecology and Management
59. Barrie May, Cradle-to-gate inventory of wood production from Australian softwood plantations and native hardwood forests: Embodied energy, water use and other inputs, Australia 2012 Forest Ecology and Management
60. Sara Gonzalez-Gracia, Cradle-to-gate life cycle inventory and environmental performance of Douglas-fir-roundwood production in Germany, Portugal 2013 Journal of Cleaner Production
61. Niels B. Schulz, Delving into the carbon footprints of Singapore—comparing direct and indirect greenhouse gas emissions of a small and open economic system, Austria 2010 Energy Policy
62. Jonas Nässén, Direct and indirect energy use and carbon emissions in the production phase of buildings: An input–output analysis, Sweden 2007 Energy
63. Yuan Chang, Disaggregated I-O-LCA model for building product chain energy quantification: A case from China, US 2013 Energy and Buildings
64. Z.M. Chen, Ecological input–output modeling for embodied resources and emissions in Chinese economy 2005, China 2010 Commun Nonlinear Sci Numer Simulat
65. Tiziano Terlizze, Economic and exergy analysis of alternative plants for a zero carbon building complex, Italy 2011 Energy and Buildings
66. Manfred Lenzen, Economic, energy and greenhouse emissions impacts of some consumer choice, technology and government outlay options, Australia 2002 Energy Economics
67. Bruno Peuportier, Eco-design of buildings using thermal simulation and life cycle assessment, France 2012 Journal of Cleaner Production
68. Jacob N. Hacker, Embodied and operational carbon dioxide emissions from housing: A case study on the effects of thermal mass and climate change, UK 2008 Energy and Buildings
69. Christopher R. Iddon, Embodied and operational energy for new-build housing: A case study of construction methods in the UK, UK 2013 Energy and Buildings
70. Z.M. Chen, Embodied carbon dioxide emission at supra-national scale: A coalition analysis for G7, BRIC, and the rest of the world, China 2011 Energy Policy
71. Z.M. Chen, Embodied Carbon Dioxide Emissions of the World Economy: A Systems Input-Output Simulation for 2004, China 2010 Energy Procedia
72. Adolf Acquaye, Embodied emissions abatement—A policy assessment using stochastic analysis, Ireland 2011 Energy Policy
73. Jiang, M.M, Embodied Energy Account of Chinese Economy 2002, China 2011 Energy Procedia

74. M.T. Brown, Embodied energy analysis and EMERGY analysis: a comparative view, USA 1996 Ecological Economics
75. Ashish Shukla, Embodied energy analysis of adobe house, Switzerland 2008 Renewable Energy
76. N. Crishna, Embodied energy and CO₂ in UK dimension stone, UK 2011 Resources, Conservation and Recycling
77. L.P. Ju, Embodied energy and emergy evaluation of a typical biodiesel production chain in China, China 2011 Ecological Modelling
78. Ling Shao, Embodied energy assessment for ecological wastewater treatment by a constructed wetland, China 2012, Ecological Modelling
79. Weiwei Mo, Embodied energy comparison of surface water and groundwater supply options, USA 2011 Water research
80. M. Lenzen, Embodied energy in buildings: wood versus concrete Freply to B. orjesson and Gustavsson, Australia 2002 Energy Policy
81. B.V. Venkatarama Reddy, Embodied energy in cement stabilised rammed earth walls, India 2010 Energy and Buildings
82. Bruno Lee, Embodied energy of building materials and green building rating systems—A case study for industrial halls, Netherlands 2011 Sustainable Cities and Society
83. B.V. Venkatarama Reddy, Embodied energy of common and alternative building materials and technologies, India 2003 Energy and Buildings
84. S. Kara, Embodied energy of manufacturing supply chains, Australia 2011 CIRP Journal of Manufacturing Science and Technology
85. B. Chen, Emergy as embodied energy based assessment for local sustainability of a constructed wetland in Beijing, China 2009 Nonlinear Science and Numerical Simulation
86. Giovanni Machado, Energy and carbon embodied in the international trade of Brazil: an input–output approach, Brazil 2001 Ecological Economics
87. Yu Huang, Energy and carbon emission payback analysis for energy-efficient retrofitting in buildings—Overhang shading option, China 2012 Energy and Buildings
88. FulvioArdente, Energy and environmental benefits in public buildings as a result of retrofit actions, Italy 2011 Renewable and Sustainable Energy Reviews
89. Dimoudi, Energy and environmental indicators related to construction f office buildings, Greece 2008 Resources, Conservation and Recycling
90. Raymond J Cole, Energy and greenhouse gas emissions associated with the construction of alternative structural systems, Canada 1999 Building and Environment
91. T. Norgate, Energy and greenhouse gas impacts of mining and mineral processing operations, Australia 2010 Journal of Cleaner Production
92. Q. Yang, Energy cost and greenhouse gas emissions of a Chinese wind farm, China 2011 Energy procedia
93. M. Faizal, Energy, economic and environmental analysis of metal oxides nanofluid for flat-plate solar collector, Malaysia 2013 Energy Conversion and Management
94. Marco Beccali, Energy retrofit of a single-family house: Life cycle net energy saving and environmental benefit, Italy 2013 Renewable and Sustainable Energy Reviews
95. X.H. Xia, Energy security, efficiency and carbon emission of Chinese industry, China 2011 Energy Policy
96. Sartori, Energy use in the life cycle of conventional and low-energy buildings: A review article, Norway 2007 Energy and Buildings
97. Beatriz Rossello´ -Batle, Energy use, CO₂ emissions and waste throughout the life cycle of a sample of hotels in the Balearic Islands, Spain 2010 Energy and Buildings
98. Andre Coelho, Environmental analysis of a construction and demolition waste recycling plant in Portugal – Part I : Energy consumption and CO₂emissions,Portugal2012WasteManagement
99. Andre Coelho, Environmental analysis of a construction and demolition waste recycling plant in Portugal – Part II : Environmental sensitivity analysis, Portugal 2012 Waste Management

100. Blandine Laperche, Environmental constraints, Product-Service-Systems development and impacts on innovation management: learning from manufacturing firms in the French context, France 2012, Journal of Cleaner Production
101. J.D. Silvestre, Environmental impacts and benefits of the end-of-life of building materials – calculation rules, results and contribution to a “cradle to cradle” life cycle, Portugal 2012 Journal of Cleaner Production
102. Sheng-Han Li, Environmental impacts of building structures in Taiwan, UK 2011 Procedia Engineering
103. U.G. Yasantha Abeysundara, Environmental, economic and social analysis of materials for doors and windows in Sri Lanka Thailand 2007 Building and Environment
104. Seyed Mostafa Batouli, Environmental performance of kenaf-fiber reinforced polyurethane: a life cycle assessment approach, USA 2013 Journal of Cleaner Production
105. R. Emmanuel, Estimating the environmental suitability of wall materials: preliminary results from Sri Lanka, Sri Lanka 2004 Building and Environment
106. M. Kainuma, Estimation of embodied CO₂ emissions by general equilibrium model, Japan 2000 European Journal of Operational Research
107. Eero Paloheimo, Evaluating the carbon emissions of the low carbon city: A novel approach for consumer based allocation, Finland 2012 Cities
108. Li Hong, Evaluating the effects of embodied energy in international trade on ecological footprint in China, China 2007 Ecological Economics
109. Kambiz Rakhshan, Evaluating the substitutability impact of improved building insulation: A case study in the Dubai residential built environment, United Arab Emirates 2013 Building and Environment
110. Thomas Wiedmann, Examining the global environmental impact of regional consumption activities — Part 2: Review of input–output models for the assessment of environmental impacts embodied in trade, UK 2007 Ecological Economics
111. Ahmed El shenawy, Exergy-based index for assessing the building sustainability, Canada 2012 Building and Environment
112. Patxi Hernandez, From net energy to zero energy buildings: Defining life cycle zero energy buildings (LC-ZEB), Ireland 2010 Energy and Buildings
113. Glen P. Peters, From production-based to consumption-based national emission inventories, Norway 2008 Ecological Economics
114. Jose Dinis Silvestre, From the new European Standards to an environmental, energy and economic assessment of building assemblies from cradle to cradle (3E-C2C), Portugal 2013 Energy and Buildings
115. S. Kara, Global manufacturing and the embodied energy of products, Australia 2010 CIRP Annals - Manufacturing Technology
116. Hassan Radhi, Global warming implications of facade parameters: A life cycle assessment of residential buildings in Bahrain, Bahrain 2012 Environmental Impact Assessment Review
117. Kozo Mayumi, Going beyond energy accounting for sustainability: Energy, fund elements and the economic process, Japan 2012 Energy
118. Marc Mequignon, Greenhouse gases and building lifetimes, France 2013 Building and Environment
119. G.Q. Chen, Greenhouse gas emissions and natural resources use by the world economy: Ecological input–output modeling, China 2011 Ecological Modelling
120. [90] Hui Yan, Greenhouse gas emissions in building construction: A case study of One Peking in Hong Kong, China 2010 Building and Environment
121. M. Berners-Lee, Greenhouse gas footprinting for small businesses — The use of input–output data, UK 2011 Science of the Total Environment
122. Ilmo Ma` enpa` a, Greenhouse gases embodied in the international trade and final consumption of Finland: An input–output analysis, Finland 2007 Energy Policy

123. Xiu Fen Zhang, Identification of connection units with high GHG emissions for low-carbon product structure design, China 2012 Journal of Cleaner Production
124. Manish Kumar Dixit, Identification of parameters for embodied energy measurement: A literature review, USA 2010 Energy and Buildings
125. WANG Zhongping, Impact of Heavy Industrialization on the Carbon Emissions: An Empirical Study of China, China 2011 Energy procedia
126. JieGuo, Impact of inter-sectoral trade on national and global CO₂ emissions: An empirical analysis of China and US, China 2010 Energy Policy
127. Esther H.K. Yung, Implementation challenges to the adaptive reuse of heritage buildings: Towards the goals of sustainable, low carbon cities, China 2012 Habitat International
128. Vaidehi A. Dakwale, Improving environmental performance of building through increased energy efficiency: A review, India 2011 Sustainable Cities and Society
129. Agya Utama, Indonesian residential high rise buildings: A life cycle energy assessment, Thailand 2009 Energy and Buildings
130. Bin Su, Input–output analysis of CO₂ emissions embodied in trade: The effects of spatial aggregation, Singapore 2010 Ecological Economics
131. Adolf A. Acquaye, Input–output analysis of Irish construction sector greenhouse gas emissions, Ireland 2010 Building and Environment
132. M.M. Jiang, Integrated urban ecosystem evaluation and modeling based on embodied cosmic exergy, China 2011 Ecological Modelling
133. Oriol Pons, Integrated sustainability assessment method applied to structural concrete columns, Spain 2013 Construction and Building Materials
134. Hogne N. Larsen, Investigating the Carbon Footprint of a University - The case of NTNU, Norway 2011 Journal of Cleaner Production
135. Rahel Aichele, Kyoto and the carbon footprint of nations, Germany 2011 Journal of Environmental Economics and Management
136. Francesco Asdrubali, Life cycle analysis in the construction sector: Guiding the optimization of conventional Italian buildings, Italy 2013 Energy and Buildings
137. Nalanie Mithraratne, Life cycle analysis model for New Zealand houses, New Zealand 2004 Building and Environment
138. Mohamad MonkizKhasreen, Life-Cycle Assessment and the Environmental Impact of Buildings: A Review, UK 2009 Sustainability
139. Ignacio ZabalzaBribián, Life cycle assessment in buildings: State-of-the-art and simplified LCA methodology as a complement for building certification, Spain 2009 Building and Environment
140. Matthias Buyle, Life cycle assessment in the construction sector: A review, Belgium 2013 Renewable and Sustainable Energy Reviews
141. Albert Castell, Life Cycle Assessment of alveolar brick construction system incorporating phase change materials (PCMs), Spain 2012 Applied Energy
142. Alvaro de Gracia, Life cycle assessment of a ventilated facade with PCM in its air chamber, Spain 2013 Solar Energy
143. Ignacio ZabalzaBribián, Life cycle assessment of building materials: Comparative analysis of energy and environmental impacts and evaluation of the eco-efficiency improvement potential, Spain 2011 Building and Environment
144. Karim Menoufi, Life Cycle Assessment of experimental cubicles including PCM manufactured from natural resources (esters): A theoretical study, Spain 2012 Renewable Energy
145. Barbara Rossi, Life-cycle assessment of residential buildings in three different European locations, basic tool, Belgium 2012 Building and Environment
146. Barbara Rossi, Life-cycle assessment of residential buildings in three different European locations, case study, Belgium 2012 Building and Environment
147. T. Ramesh, Life cycle energy analysis of a residential building with different envelopes and climates in Indian context, India 2012 Applied Energy

148. T. Ramesh, Life cycle energy analysis of buildings: An overview, India 2010 Energy and Buildings
149. R.H. Crawford, Life-cycle energy analysis of building integrated photovoltaic systems (BiPVs) with heat recovery unit, Australia 2006 Renewable & Sustainable energy reviews
150. Bjorn Berggren, LCE analysis of buildings – Taking the step towards Net Zero Energy Buildings, Sweden 2013 Energy and Buildings
151. Reza Broun, Life cycle energy and environmental analysis of partition wall systems in the UK, UK 2011 Procedia Engineering
152. Chris Scheuer, Life cycle energy and environmental performance of a new university building: modeling challenges and design implications, USA 2003 Energy and Buildings
153. R.H. Crawford, Life cycle energy and greenhouse emissions analysis of wind turbines and the effect of size on energy yield, Australia 2009 Renewable and Sustainable Energy Reviews
154. Manfred Lenzen, Life cycle energy and greenhouse gas emissions of nuclear energy: A review, Australia 2008 Energy conversion and management
155. Oyeshola F. Kofoworola, Life cycle energy assessment of a typical office building in Thailand, Thailand 2009 Energy and Buildings
156. Lu Aye, Life cycle greenhouse gas emissions and energy analysis of prefabricated reusable building modules, Australia 2012 Energy and Buildings
157. G. Verbeeck, Life cycle inventory of buildings: A calculation method, Belgium 2010 Building and Environment
158. G. Verbeeck, Life cycle inventory of buildings: A contribution analysis, Belgium 2010 Building and Environment
159. Y.G. Yohanis, Life-cycle operational and embodied energy for a generic single-storey office building in the UK, UK 2002 Energy
160. Ambrose Doodoo, Life Cycle primary energy use and carbon footprint of wood-frame conventional and passive houses with biomass-based energy supply, Sweden 2013 Applied Energy
161. Jiun-Jiun Ferng, Local sustainable yield and embodied resources in ecological footprint analysis—a case study on the required paddy field in Taiwan, China 2005 Ecological Economics
162. Luisa F. Cabeza, Low carbon and low embodied energy materials in buildings: A review, Spain 2012 Renewable and Sustainable Energy Reviews
163. G.Q. Chen, Low-carbon assessment for ecological wastewater treatment by a constructed wetland in Beijing, China 2011 Ecological Engineering
164. G.Q. Chen, Low-carbon building assessment and multi-scale input–output analysis, China 2011 Commun Nonlinear Sci Numer Simulat
165. S. K. Antiohos, Low embodied energy cement containing untreated RHA: A strength development and durability study, Greece 2013 Construction and Building Materials
166. Jun Li, Managing carbon emissions in China through building energy efficiency, France 2009 Journal of Environmental Management
167. F.H. Abanda, Mathematical modelling of embodied energy, greenhouse gases, waste, time-cost parameters of building projects: A review, UK 2012 Building and Environment
168. Guoshu Bin, Measuring buildings for sustainability: Comparing the initial and retrofit ecological footprint of a century home – The REEP House, Canada 2011 Applied Energy
169. Leticia Ozawa-Meida, Measuring carbon performance in a UK University through a consumption-based carbon footprint: De Montfort University case study, UK 2011 Journal of Cleaner Production
170. Meng Li, Method of checking and certifying carbon trading volume of existing buildings retrofits in China, China 2013 Energy Policy
171. Jaime Solis-Guzman, Methodology for determining the ecological footprint of the construction of residential buildings in Andalusia (Spain), Spain 2012 Ecological Indicators
172. S. Rahimifard, Minimising Embodied Product Energy to support energy efficient manufacturing, UK 2010 CIRP Annals - Manufacturing Technology

173. M.L. Neelis, Modelling CO₂ emissions from non-energy use with the non-energy use emission accounting tables (NEAT) model, Netherlands 2005 Resources, Conservation and Recycling
174. Andreas Bockermann, Modelling sustainability Comparing an econometric (PANTA RHEI) and a systems dynamics model (SuE), Germany 2005 Policy modeling
175. B. Chen, Modified ecological footprint accounting and analysis based on embodied exergy—a case study of the Chinese society 1981–2001, China 2007 Ecological Economics
176. Bin Su, Multi-region input–output analysis of CO₂ emissions embodied in trade: The feedback effects, Singapore 2011 Ecological Economics
177. T.Ibn-Mohammed, Operational vs. embodied emissions in buildings- A review of current trends, UK 2013 Energy and Buildings
178. Sofiia Miliutenko, Opportunities for environmentally improved asphalt recycling: the example of Sweden, Sweden 2012 Journal of Cleaner Production
179. Jianjun Zhu, Optimization method for building envelope design to minimize carbon emissions of building operational energy consumption using orthogonal experimental design (OED), China 2012 Habitat International
180. Susana Serrano, Optimization of three new compositions of stabilized rammed earth incorporating PCM: Thermal properties characterization and LCA, Spain 2012 Construction and Building Materials
181. Marta Maris Sesana, Overview on life cycle methodologies and economic feasibility for nZEBs, Italy 2013 Building and Environment
182. Glen P. Peters, Pollution embodied in trade: The Norwegian case, Norway 2006 Global Environmental change
183. Karin Hoglmeier, Potentials for cascading of recovered wood from building deconstruction- A case study for south-east Germany, Germany 2013 Resources, Conservation and Recycling
184. Paul M. Bernstein, Potential for reducing carbon emissions from non-Annex B countries through changes in technology, USA 2006 Energy economics
185. Manfred Lenzen, Primary energy and greenhouse gases embodied in Australian Final consumption: an input-output analysis, Australia 1998 Energy Policy
186. Olga Gavrilova, Production-based and consumption-based national greenhouse gas inventories: An implication for Estonia, Estonia 2012 Ecological Economics
187. Fiona Hamilton-MacLaren, Public opinions on alternative lower carbon wall construction techniques for UK housing, UK 2012 Habitat International
188. R. Brendan Held, Quantification of human and embodied energy of improved water provided by source and household interventions, USA 2012 Journal of Cleaner Production
189. Christopher L. Weber, Quantifying the global and distributional aspects of American household carbon footprint, USA 2008 Ecological Economics
190. Mohammad Djavadsaghafi, Recycling value of building materials in building assessment systems, Iran 2011 Energy and Buildings
191. Tom Blankendaal, Reducing the environmental impact of concrete and asphalt: a scenario approach, The Netherlands 2013 Journal of Cleaner Production
192. Mònica Serrano, Responsibility and trade emission balances: An evaluation of approaches, Spain 2010 Ecological Economics
193. Viachaslau Filimonau, Reviewing the carbon footprint analysis of hotels: Life Cycle Energy Analysis(LCEA) as a holistic method for carbon impact appraisal of tourist accommodation, UK 2011 Journal of Cleaner Production
194. G.Q. Chen, Scarcity of exergy and ecological evaluation based on embodied exergy, China 2006 Nonlinear Science and Numerical Simulation
195. Tuomas Mattila, Sensitivity analysis of environmentally extended input-output models as a tool for building scenarios of sustainable development, Finland 2012 Ecological Economics
196. Adolf A. Acquaye, Stochastic hybrid embodied CO₂-eq analysis: An application to the Irish apartment building sector, Ireland 2011 Energy and Buildings

197. Ricardo Mateus, Sustainability assessment of an innovative lightweight building technology for partition walls, - Comparison with conventional technologies, Portugal 2013 Building and Environment
198. DongHun Yeo, Sustainable design of reinforced concrete structures through embodied energy optimization, USA 2011 Energy and Buildings
199. AmirHosein GhaffarianHoseini, Sustainable energy performances of green buildings: A review of current theories, implementations and challenges, Malaysia 2013 Renewable and Sustainable Energy Reviews
200. Jamie Goggins, The assessment of embodied energy in typical reinforced concrete building structures in Ireland, Ireland 2010 Energy and Buildings
201. Frank Ackerman, The carbon content of Japan–US trade, USA 2007 Energy Policy
202. Angela Druckman, The carbon footprint of UK households 1990–2004: A socio-economically disaggregated, quasi-multi- regional input–output model, UK 2009 Ecological Economics
203. Hogne N. Larsen, The case for consumption-based accounting of greenhouse gas emissions to promote local climate action, Norway 2009 Environmental science and policy
204. Gian Andrea Blengini, The changing role of life cycle phases, subsystems and materials in the LCA of low energy buildings, Italy 2010 Energy and Buildings
205. C. Thormark, The effect of material choice on the total energy need and recycling potential of a building, Sweden 2006 Building and Environment
206. You Li, The effect of trade between China and the UK on national and global carbon dioxide emissions, UK 2008 Energy Policy
207. Yuan Chang, The embodied energy and environmental emissions of construction projects in China: An economic input–output LCA model, USA 2010 Energy Policy
208. Vilune Lapinskiene, The Framework of an Optimization Model for Building Envelope, Lithuania 2013, Procedia Engineering
209. Brad Upton, The greenhouse gas and energy impacts of using wood instead of alternatives in residential construction in the United States, USA 2008 Biomass & Bioenergy
210. Kevin Van Ooteghem, The life-cycle assessment of a single-storey retail building in Canada, Canada 2012 Building and Environment
211. Simone Bastianoni, The problem of assigning responsibility for greenhouse gas emissions, Italy 2004 Ecological Economics
212. Yuan Chang, The quantification of the embodied impacts of construction projects on energy, environment, and society based on I–O LCA, USA 2011 Energy Policy
213. Arvind Chel, Thermal performance and embodied energy analysis of a passive house – Case study of vault roof mud-house in India, India 2009 Applied Energy
214. Shuyan Cao, Total embodied energy requirements and its decomposition in China's agricultural sector, China 2010 Ecological Economics
215. Jiun-JiunFeng, Toward a scenario analysis framework for energy footprints, China 2002 Ecological Economics
216. André Stephan, Towards a more holistic approach to reducing the energy demand of dwellings, Belgium 2011 Procedia Engineering
217. Giles Atkinson, Trade in 'virtual carbon': Empirical results and implications for policy, UK 2011 Global Environmental Change
218. Daniel D. Moran, Trading spaces: Calculating embodied Ecological Footprints in international trade using a Product Land Use Matrix (PLUM), USA 2009 Ecological Economics
219. Manfred Lenzen, Truncation error in embodied energy analyses of basic iron and steel products, Australia 2000 Energy
220. David Browne, Use of ecological footprinting to explore alternative domestic energy and electricity policy scenarios in an Irish city-region, Ireland 2009 Energy Policy
221. Leif Gustavsson, Variability in energy and carbon dioxide balances of wood and concrete building materials, Sweden 2006 Building and Environment

222. Bruce Lippke, Will either cap and trade or a carbon emissions tax be effective in monetizing carbon as an ecosystem service, USA 2008 Forest Ecology and Management
223. Andrew H. Buchanan, Wood-based building materials and atmospheric carbon emissions, New Zealand 1999 Environmental science and policy
224. A.J. Marszal, Zero Energy Building – A review of definitions and calculation methodologies, Norway 2011 Energy and Buildings

www.iea-ebc.org

